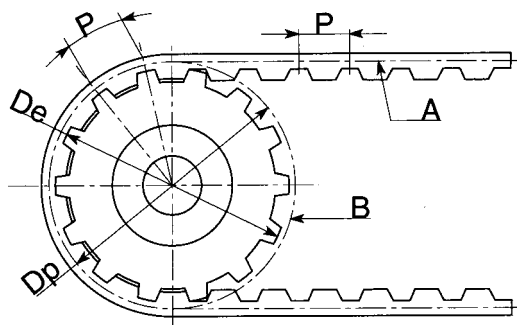




PULEGGE DENTATE

Timing pulleys
Zahnscheiben
Poulies dentées
Poleas dentadas



Simboli

P = Passo è la distanza fra gli assi di due denti contigui siano essi quelli della puleggia o della cinghia purché misurata sulla circonferenza o sulla linea primitiva
Z = Numero dei denti puleggia
Dp = Diametro primitivo della puleggia

$$Dp = \frac{P \cdot Z}{\pi}$$

De = Diametro esterno puleggia $De = Dp - N_f$
Df = Diametro flangia
d = Diametro foro
Dm = Diametro mozzo
F = Fascia dentata
L = Lunghezza totale compreso mozzo

Symbols

P = Pitch is the distance between the axes of two adjacent teeth irrespective of whether these teeth are on the pulley or the belt provided that measurement is taken on the circumference or pitch line
Z = Number of pulley teeth
Dp = The diameter of the pulley pitch is obtained from formula

$$Dp = \frac{P \cdot Z}{\pi}$$

De = External diameter of pulley $De = Dp - N_f$
Df = Flange diameter
d = Bore diameter
Dm = Hub diameter
F = Tooth width
L = Total length incl. Hub

Symbole

P = Teilung, d.h. der Achsabstand zweier anliegender Zähne wahlweise der Riemenscheibe oder des Reimens, sofern auf dem Teilkreis bzw. der Wälzlinie gemessen
Z = Zähnezahl
Dp = Teilkreisdurchmesser der Riemenscheibe anhand der Formel

$$Dp = \frac{P \cdot Z}{\pi}$$

De = Außendurchmesser der Riemenscheibe $De = Dp - N_f$
Df = Bordscheibendurchm
d = Bauhörungsdurchm.
Dm = Nabendurchmesser
F = Zahnbreite
L = Gesamtlänge einschl. Nabe

Symboles

P = Pas. Il s'agit de la distance entre les axes de deux dents contiguës qu'il s'agisse de celles de la poulie ou de celles de la courroie pourvu que la distance soit mesurées sur la circonférence ou sur la ligne primitive.
Z = Nombre de dents poulie
Dp = Le diamètre primitif de la poulie s'obtient avec la formule

$$Dp = \frac{P \cdot Z}{\pi}$$

De = Diamètre externe poulie $De = Dp - N_f$
Df = Diamètre flange
d = Diamètre alesage
Dm = Diamètre moyeu
F = Largeur denture
L = Longueur totale moyeu inclus

Simbolos

P = Paso es la distancia entre los ejes de dos dientes contiguos sean estos aquellos de la polea o de la cinta, a condición que se mida en la circunferencia o sobre la linea primitiva.
Z = Número de los dientes de la polea
Dp = Diámetro primitivo de la polea que se obtiene con la fórmula

$$Dp = \frac{P \cdot Z}{\pi}$$

De = Diámetro externo de la polea $De = Dp - N_f$
Df = Diámetro tapeta
d = Diámetro agujero
Dm = Diámetro cepo
F = Anchura diente
L = Longitud total incluido cepo

Tipo	NF
MXL	0,508
XL	0,508
L	0,762
H	1,372
XH	2,794
XXH	3,050

Guida alla ricerca e alla codificazione delle pulegge dentate:

Le pulegge dentate sono codificate in base ad:
 - un numero di denti
 - un passo, espresso da una o più lettere
 - una larghezza, espressa in centesimi di pollice
 - una flangiatura eventuale, espressa dalla lettera F.
Esempio:
 la puleggia 40 XH 200, ha:
 - n.40 denti;
 - un passo contraddistinto dalle lettere X ed H
 - una larghezza pari a 2 pollici.

Materiali impiegati per la costruzione delle pulegge

Alluminio 6082 T6 UNI 9006/4 idoneo al trattamento anodico.
 Acciaio C45E UNI EN 10083-1.
 Ghisa EN-GJL-200 UNI EN 1561.
 Acciaio S235JR (Flange).

Toothed pulleys are coded on the basis of:

- the number of teeth
 - pitch, expressed by one or more letters
 - width, expressed in hundredths of an inch
 - flange (if any) expressed by the letter F.
Example:
 Pulley 40 XH 200 has:
 - 40 teeth
 - pitch identified by letters X and H
 - a width of 2 inches

Materials used for making pulleys

Aluminium 6082 T6 UNI 9006/4 suitable for anodic treatment.
 Steel C45E UNI EN 10083-1.
 Cast iron EN-GJL-200 UNI EN 1561.
 Steel S235JR (Flanges).

Bezeichnung und codierung der Zahnriemenscheiben:

Die Zahnriemenscheiben sind nach folgenden Angaben codiert:
 - einer Zähnezahl
 - einer Teilung mit einem oder mehreren Buchstaben
 - einer Breite in Hundertstel Zoll
 - einer Flanschung mit Buchstaben F.
Beispiel:
 Riemenscheibe 40 XH 200
 - 40 Zähne
 - Teilung mit Buchstaben X und H bezeichnet

Zur Herstellung der Riemenscheiben eingesetzte Werkstoffe

Aluminium 6082 T6 UNI 9006/4 zur Eloxierung geesignet.
 Stahl C45E UNI EN 10083-1.
 Gußeisen EN-GJL-200 UNI EN 1561.
 Stahl S235JR (Bordscheiben).

Guide a la recherche et a la codification des poulies dentees:

Les poulies dentées sont codifiées sur la base du:
 - nombre de dents
 - pas, exprimé par une ou plusieurs lettres
 - largeur, exprimée en centièmes de pouces
 - flasquage éventuel exprimé par la lettre F.
Exemple:
 la poulie 40 XH 200 a:
 - 40 dents
 - un pas qui se distingue par les lettres X et H
 - une largeur égale à 2 pouces

Matières employées pour la construction des poulies

Aluminium 6082 T6 UNI 9006/4 indiqué pour le traitement anodique.
 Acier C45E UNI EN 10083-1.
 Fonte EN-GJL-200 UNI EN 1561.
 Acier S235JR (Flasques).

Guía a la búsqueda y a la codificación de las poleas dentadas:

Las poleas dentadas son codificadas en base a:
 - un numero de dientes
 - un paso, expresado por una o más letras
 - un ancho, expresado en centésimos de pulgada
 - un eventual embridado, expresado por la letra F.
Ejemplo:
 La polea 40 XH 200, posee:
 - 40 dientes
 - un paso distinguido con las letras X y H
 - un ancho igual a 2 pulgadas

Materiales utilizados para la construcción de las poleas

Aluminio 6082 T6 UNI 9006/4 para el tratamiento anódico.
 Acero C45E UNI EN 10083-1
 Hierro fundido.
 EN-GJL-200 UNI EN 1561.
 Acero S235JR (Tapetas).

Pulegge per cinghie dentate SYNCHROFLEX / Pulleys for SYNCHROFLEX toothed belts SYNCHROFLEX-Zahnriemenscheiben / Poulies pour courroies dentées SYNCHROFLEX Poleas para correas dentadas SYNCHROFLEX

I diametri esterni figurano nelle tavole relative alle pulegge. I programmi T2,5, T5, T10 e T20 prevedono esclusivamente le forme di dentatura riportate in calce.

The external diameters are set out in the tables relating to pulleys. Programmes T2,5, T5, T10 and T20 adopt exclusively the forms of toothing set out below.

Die Außendurchmesser gehen aus den Tafeln der Riemenscheiben hervor Für die Programme T 2,5, T 5, T 10 und T 20 gelten ausschließlich die untenstehenden Zahnungsformen.

Les diamètres extérieurs figurent dans les tableaux relatifs aux poulies. Les programmes T2,5, T5, T10 et T20 prévoient exclusivement les formes de denture reportées au bas de la page.

Los diámetros externos están indicados en los cuadros correspondientes a las poleas. Los programas T2,5, T5, T10 y T20 prevén exclusivamente las formas de dentadura ilustradas a pie de página.

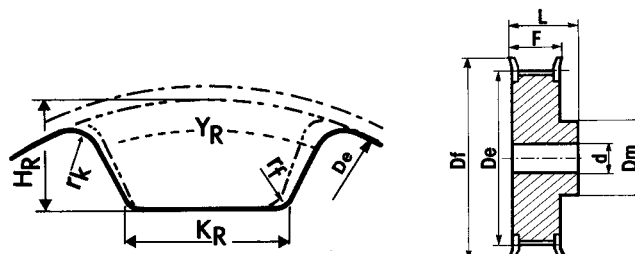
Fino a Z20 compreso
T2,5 se / T5 se / T10 se / T20 se

Consisting of up to Z20 teeth
T2,5 se / T5 se / T10 se / T20 se

Bis zu einschließlich Z20 Zähne
T2,5 se / T5 se / T10 se / T20 se

Jusqu'à Z20 dents
T2,5 se / T5 se / T10 se / T20 se

Hasta Z20 dientes
T2,5 se / T5 se / T10 se / T20 se



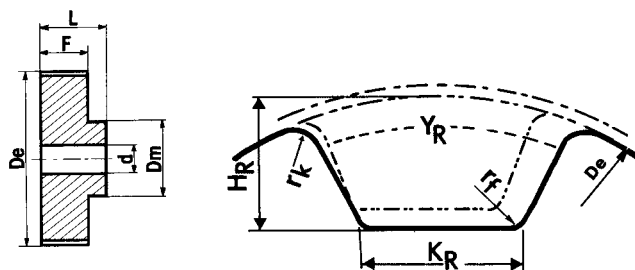
A partire da 21 dent
T2,5 / T5 / T10 / T20

From 21 teeth onward
T2,5 / T5 / T10 / T20

Ab 21 Zähne
T2,5 / T5 / T10 / T20

A partir de 21 dents
T2,5 / T5 / T10 / T20

A partir de 21 dientes
T2,5 / T5 / T10 / T20



Simboli

T... = Passo
Z = Numero denti puleggia
De = Diametro esterno
Df = Diametro flangia
d = Diametro foro
Dm = Diametro mozzo
F = Fascia dentata
L = Lunghezza totale compreso mozzo

Symbols

T... = Pitch
Z = Number of pulley teeth
De = External diameter
Df = Flange diameter
d = Bore diameter
Dm = Hub diameter
F = Tooth width
L = Total length incl. Hub

Symbole

T... = Teilung
Z = Zähnezahl der Riemenscheibe
De = Aussendurchmesser
Df = Bordscheibendurchmesser
d = Bohrungsdurchmesser.
Dm = Nabendurchmesser
F = Zahnbreite
L = Gesamtlänge einschl. Nabe

Symboles

T... = Pas.
Z = Nombre de dents poulie
De = Diamètre externe
Df = Diamètre flange
d = Diamètre alesage
Dm = Diamètre moyeu
F = Largeur denture
L = Longueur totale moyeu inclus

Simbolos

T... = Paso
Z = Número dientes de la polea
De = Diámetro externo
Df = Diámetro tapeta
d = Diámetro agujero
Dm = Diámetro cepo
F = Anchura diente
L = Longitud total incluido cepo

Dimensioni dei denti delle pulegge

Dimensions of the pulley teeth

Abmessungen der Riemenscheibenzähne

Dimensions des dents des poulies

Dimensiones de los dientes de las poleas

Designazione / Designation Bezeichnung / Désignation / Designacion	Simbolo Symbol / Symbol Symbole / Símbolo	T 2,5	T 2,5 se	T 5	T 5 se	T 10	T 10 se	T 20	T 20 se
Profondità di dentatura / Depth of toothing Zahnungstiefe / Profondeur de denture Profundidad de la dentadura	H _r	1,0	0,75	1,95	1,25	3,40	2,60	6,30	5,2
Larghezza fondo dente / Width of tooth base Breite des Zahnfußes / Largeur du fond de dent Ancho del fondo del diente	K _r	0,9	1,0	1,50	1,80	3,40	3,60	7,0	7,0
Angolo fondo dente / Angle of tooth base/ Zahnfußwinkel Angle du fond de dent / Angulo del fondo del diente	Y _r	50°	50°	50°	50°	50°	50°	50°	50°
Raggio sommità dentata / Radius of tooth addendum Zahnspitzenradius / Rayon sommet da la dent Radio de la cumbre del diente	r _k	0,3	0,3	0,6	0,6	0,8	0,8	1,2	1,2
Raggio base dentata / Radius of tooth base / Zahnfußradius Rayon base de la dent / Radio de la base del diente	r _f	0,2	0,2	0,4	0,4	0,6	0,6	0,8	0,8

Pulegge per cinghie dentate SYNCHROFLEX / Pulleys for SYNCHROFLEX toothed belts SYNCHROFLEX-Zahnriemenscheiben / Poulies pour courroies dentées SYNCHROFLEX Poleas para correas dentadas SYNCHROFLEX

Valore di equilibratura delle pulegge

Values of the balancing on pulleys

Werte für das Auswuchten von Riemenscheiben

Valeur de l'équilibrage exécuté sur les poulies

Valores del equilibrado ejecutado sobre las poleas

Le tolleranze dell'equilibratura dipendono dal diametro e dalla larghezza della flangia. Vedi tabella.

The balancing tolerances are depending on the diameter and the facewidth of the pulleys, see table below.

Die Toleranzen für das Auswuchten sind durch den Durchmesser und die Kranzbreite der Scheiben bedingt. Siehe untenstehende Tabelle.

Les tolérances d'équilibrage dépendent du diamètre et de la largeur de la jante: voir tableau ci-dessous.

Las tolerancias de equilibrado dependen del diámetro y de la anchura de banda, véase la tabla más abajo.

Diametro puleggia / Pulley diameters Durchmesser der riemenscheiben Diamètre dea poulies / Diametros da polea	Larghezza flangia / Facewidth Kranzbreite / Largeur jante / Banda	Max. disequilibrio / Max. Unbalance Max. Unwucht / Desquii[brage max. Max. Desquilibrium gr.
200 - 300 300 - 600	63 63	6 10
200 - 300 300 - 600 600 - 1000 1000	63 - 100	10 15 20 30
200 - 300 300 - 600 600 - 1000 1000	100 - 200	20 30 40 60
200 - 300 300 - 600 1000	200	30 45 60 90

L'equilibratura non viene eseguita per pulegge con diametro inferiore a 200 mm e con flangia inferiore a 63 mm.

Queste pulegge vengono lavorate completamente e hanno piccole dimensioni.

Il costo dell'eventuale equilibratura sarebbe superiore al prezzo della puleggia stesso.

The balancing is not done on pulleys with a diameter smaller than 200 mm and with a facewidth up to 63 mm, these pulleys are fully machined and have reduced dimensions.

The cost of eventual balancing would be almost more than the cost of the total pulley.

Die Riemenscheiben mit Durchmesser kleiner als 200 mm und mit Kranzbreite bis 63 mm werden nicht ausgewuchtet, weil diese Scheiben aelseitig bearbeitet werden und verminderte Abmessungen haben.

Preis bei eventuelier Auswuchtung wird immer mehr sein als Preis für komplette Scheibe.

L'équilibrage n'est pas effectué pour les poulies avec diamètre au-des-sous de 200 mm et avec jante inférieure à 63 mm.

Ces poulies étant usinées entièrement et de petites dimensions, le coût de l'équilibrage serait supérieur au prix de la poulie.

No se efectua el equilibrado para las poleas con diámetro inferior a 200 mm y con banda hasta 63 mm puesto que, siendo estas poleas completamente mecanicadas y de dimensiones reducidas, el coste del eventual equilibrado seria casi siempre superior al coste de la polea misma.

Fosfatizzazione

Phosphating

Phosphatierung

Phosphatation

Fosfatación

Questo trattamento viene eseguito sulle pulegge in ghisa per ottenere una protezione antiossidante senza modificare nello stesso tempo le dimensioni del profilo e la forma del pezzo trattato.

Il procedimento di fosfatizzazione, produce sulla superficie dei pezzi un deposito microcristallino a base di fosfati di manganese e di ferro, ed è successivamente impregnato in un bagno di olio protettivo, aumentando così la resistenza agli agenti ossidanti della superficie microcristallina stessa.

Inoltre, la fosfatizzazione dà ai pezzi trattati, un aspetto estetico più gradevole dato dal colore grigio-nero che si produce sulla superficie.

This treatment is made on cast iron pulleys in order to obtain a good antioxidant protection, without modifying dimensionally the profiles and forms of the treated parts.

The phosphating process, that produces on the surfaces of pieces a thin microcrystalline deposit with a basis of manganese and iron phosphates, is completed by an impregnation in protective oils that improves the resistance to the oxidizing agents of the microcrystalline coat itself.

In addition to this, the phosphating gives, to the treated parts, a pleasant aesthetic appearance, due to the black-gray colour produced on their surface.

Dieser Oberflächenbehandlung werden die Scheiben aus Grauguss unterzogen, um einen guten Rostschutz zu erhalten, der die Abmessungen von Profilen und Formen der behandelten Teile nicht ändert.

Beim Phosphatierungsverfahren wird auf der Materialoberfläche ein mikrokristalliner Belag aus Mangan- und Eisenphosphaten gebildet, der dann mit einer Ölschicht imprägniert wird, um die Oberfläche noch beständiger gegen Verrosten der mikrokristallinen Schicht zu machen. Ausserdem verleiht dieses Verfahren den Oberflächen behandelten Teilen ein besseres Aussehen durch das Zustandekommen der grauschwarzen Oberflächenfarbe.

Ce traitement est exécuté sur les poulies en fonte pour obtenir une bonne protection antioxydante sans modifier dimensionnellement les profils et les formes des pièces traitées.

Le procédé de phosphatation, qui produit sur les surfaces des pièces un fin dépôt microcristallin à base de phosphates de manganese et de fer, est complete per une imprégnation dans d'huiles protectrices qui augmente la résistance aux agents oxydants de la couche microcristalline même. En plus de cela, la phosphatation donne aux pièces traitées un agréable aspect esthétique dû à la couleur grise-noire qu'elle produit sur leur surface.

Este tratamiento se efectua sobre las poleas en hierro fundido con el fin de obtener una buena protección antioxidante sin modificar dimensionalmente los perfiles y las formas de los particulares tratados.

El procedimiento da fosfatación que genera sobre las superficies un fino depósito microcristalino a base de fosfatos de manganese y hierro, es completado con una impregnación de aceites protectivos que aumenta la resistencia a los agentes oxidantes del mismo estrato microcristalino.

Además de esto, la fosfatación confiere a los particulares tratados un agradable aspecto estético debido al color gris-negro que genera sobre su superficie.

Pulegge per cinghie dentate SYNCHROFLEX / Pulleys for SYNCHROFLEX toothed belts SYNCHROFLEX-Zahnriemenscheiben / Poulies pour courroies dentées SYNCHROFLEX Poleas para correas dentadas SYNCHROFLEX

Brunitura

Questo trattamento viene eseguito sulle pulegge in acciaio principalmente per migliorarne l'aspetto estetico e prevede la formazione di un sottile strato superficiale di ossido ferroso/ferrico nero in grado di sopportare severe deformazioni.

Il trattamento di brunitura è preceduto da una sgrassatura chimica (decapaggio) che porta alla dissossidazione completa delle pulegge da trattare.

A brunitura avvenuta è altresì prevista la oliatura delle pulegge stesse, in modo da proteggere lo strato superficiale ottenuto dalla ossidazione atmosferica.

La brunitura pertanto è un procedimento di colorazione del ferro e non di protezione dello stesso contro la corrosione. Tale protezione è tuttavia determinata dalla successiva oliatura.

Black oxidizing

This treatment is carried out on steel pulleys mostly for appearance.

The resulting black iron oxide coating will not chip, peel, flake or rub off.

A chemical degreasing pre-treatment (pickling) is made before black oxidizing and causes the deoxidation of the pulleys.

After black finishing, pulleys are oiled in order to protect surface from atmospheric oxidation.

This treatment therefore will merely produce a black finish coating but it is not a corrosion-resistant treatment. To achieve a level of corrosion resistance, oil is applied on the pulleys.

Brünieren

Diese Oberflächenbehandlung wird auf Riemenscheiben aus Stahl ausgeführt, um deren Aussehen zu verbessern. Bei diesem Verfahren entsteht auf der Oberfläche eine dünne schwarze Eisenoxidschicht, die in hohem Maße biege- und abriebfest ist.

Die zu behandelnden Riemenscheiben werden vor dem eigentlichen Brüniervorgang in einer wässrig alkalischen Entfettung gereinigt, wodurch die vorhandenen Oxidschichten beseitigt werden.

Nach dem Brünieren werden die Teile noch beölt, was sich positiv auf den Korrosionsschutz auswirkt.

Unter Brünieren versteht man deshalb eine Schwarzfärbung von Eisenoberflächen und kein Verfahren zum Korrosionsschutz, der jedoch durch anschließendes Beölen garantiert wird.

Brunissage

Ce traitement est effectué sur les poulies en acier pour en améliorer l'aspect esthétique et comporte la formation sur la surface d'une couche mince d'oxyde ferreux/ferrique noir capable d'endurer de sévères déformations.

Le traitement de brunissage est précédé par un dégraissage chimique (décapage) qui amène à la désoxydation totale des poulies à traiter.

A la fin du traitement de brunissage les poulies sont huilées pour en protéger la couche superficielle contre l'oxydation atmosphérique.

Le brunissage est donc un procédé de coloration du fer et non de protection du même contre la corrosion, protection qui est pourtant déterminée par le huilage suivant.

Pavonado

Este tratamiento se realiza en las poleas en acero, sobre todo para mejorar el aspecto exterior, y contempla la formación de una sutil capa superficial de óxido ferroso, capaz de soportar deformaciones considerables.

El tratamiento de pavonado está precedido por un desgrase químico (decapado), que lleva a la total desoxidación de las poleas a tratar.

Al acabar del pavonado, también está prevista la lubricación de las poleas mismas, de manera que la capa superficial obtenida de la oxidación resulte protegida.

El pavonado es por lo tanto un procedimiento de coloración del hierro, y no de protección del mismo de la corrosión. Tal protección se obtiene de todos modos con la siguiente lubricación.

Tolleranza di fabbrica della puleggia / Manufacture tolerances for pulleys Herstellertoleranz für die scheiben / Tolerances de fabrication pour les poulies Tolerancias de fabricacion de las poleas

De puleggia / pulley O.D. / Scheibe Aussen ø / De poulie / De polea	Tolleranza / Tolerances / Tolerancia / Tolerance / Toleranz mm
da/from ø 0 a/to ø 30	-0 +0,05
da/from ø 31 a/to ø 50	-0 +0,08
da/from ø 51 a/to ø 100	-0 +0,10
da/from ø 101 a/to ø 180	-0 +0,13
da/from ø 181 a/to ø 310	-0 +0,15
da/from ø 311 a/to ø 510	-0 +0,18
da/from ø 511	-0 +0,20

Eccentricità

Il foro e il diametro esterno devono essere concentrici in base alle tolleranze indicate:

Eccentricity

The bore and the outside diameter must be concentric, based on the undermentioned tolerances:

Unmittigkeit

Bohrung und Aussendurchmesser müssen unter bezug auf die folgend genannten Toleranzen konzentrisch sein:

Excentricité

L'alésage et le diamètre extérieur doivent être concentriques en base aux tolérances sous indiquées:

Excentricidad

El agujero y el diametro exterior deben ser concéntricos en base a las tolerancias indicadas abajo:

ø esterno / ø outside ø Aussen / ø exterieur / ø exterior	Eccentricità totale (indicazione del comparatore) / Total eccentricity (total indication of dial gauge) Gesamtexzentrizität (gesamtgabe des komparators) / Excentricité totale (indication totale du comparateur) Excentricidad total (lectura comparador)mm
fino / to / bis zu / jusqu'à / hasta 200	0,10 mm
oltre / over / über / plus de / más de 200	0,0005 per mm di diametro * / per mm of diameter * pro mm Durchmesser * / par mm de diamètre * / por cada mm de diametro *

* Questo valore non può superare la tolleranza sul ø esterno.

* This value may not exceed the tolerance on outside.

* Dieser Wert darf die Toleranz auf dem aussen ø nicht übersteigen.

* Cette valeur ne peut pas dépasser la tolérance sur le ø extérieur.

* Este valor no puede exceder la tolerancia sobre el ø exterior.

Per flangie e barre dentate consultare il ns. catalogo pag. 156 - 157 - 173 - 174 - 179 - 180 - 195 - 196

For flanges and timing bars, please see our catalogue pages 156 - 157 - 173 - 174 - 179 - 180 - 195 - 196

For Bordscheiben und Zahnstangen, bitte sehe unsere Catalog Seiten 156 - 157 - 173 - 174 - 179 - 180 - 195 - 196

Pour flasques et barreaux dentés, voir notre catalogue pages 156 - 157 - 173 - 174 - 179 - 180 - 195 - 196

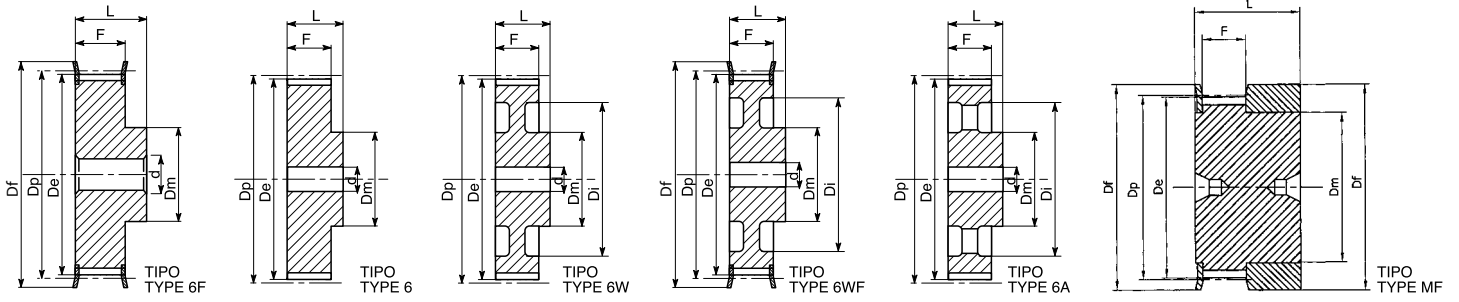
Para tapatas y barras dentadas, ver nuestro catalogo paginas 156 - 157 - 173 - 174 - 179 - 180 - 195 - 196



PULEGGE PER CINGHIE DENTATE

Timing belt pulleys
Zahnriemenscheiben
Poulies pour courroies dentées
Poleas para correas dentadas

Pulegge per cinghie dentate / Timing belt pulleys Zahnriemenscheiben / Poulies pour courroies dentées / Poleas para correas dentadas



MXL 025 - 0,080" (2,032 mm)

Caratteristiche Features Merkmale Características	Codice Code symbol Fabriknummer Code symbole Numero de fabrica	Nostro codice Our code Unser kode Notre code Nuestro codigo	Tipo Type Typ Type Tipo	Codice flangia Flange code Bordscheiben-Code Code flasque Código brida	N. denti N. of teeth Zahnezahl N. bre de dents Cantidad de dientes	Dp	De	Df	Dm	Di	F	L	Foro stock Stock bore Vor bohrung Alesage en stock Agujero de stock	Peso Weight Gewicht Poids Peso Kg
Alluminio / Aluminium / Aluminum / Aluminium / Aluminium	16 MXL 025	MXL 2516	MF	FL502	16	10,35	9,84	15,0	8	-	8,5	16	-	0,01
	18 MXL 025	MXL 2518	MF	FL503	18	11,64	11,12	16,0	9,5	-	8,5	16	-	0,01
	20 MXL 025	MXL 2520	MF	FL503	20	12,94	12,43	16,0	9,5	-	8,5	16	-	0,01
	22 MXL 025	MXL 2522	6F	FL504	22	14,23	13,72	17,5	10	-	11,0	16	3	0,01
	24 MXL 025	MXL 2524	6F	FL505	24	15,52	15,01	20,0	10	-	11,0	16	3	0,01
	28 MXL 025	MXL 2528	6F	FL506	28	18,11	17,60	25,0	11	-	11,0	16	3	0,02
	30 MXL 025	MXL 2530	6F	FL506	30	19,40	18,90	25,0	12	-	11,0	16	4	0,03
	32 MXL 025	MXL 2532	6F	FL507	32	20,70	20,19	26,0	14	-	11,0	16	4	0,03
	36 MXL 025	MXL 2536	6F	FL508	36	23,29	22,78	28,0	16	-	11,0	16	4	0,03
	40 MXL 025	MXL 2540	6F	FL509	40	25,87	25,37	32,0	18	-	11,0	16	4	0,04
	42 MXL 025	MXL 2542	6F	FL509	42	27,17	26,67	32,0	18	-	11,0	16	5	0,04
44 MXL 025	MXL 2544	6F	FL510	44	28,46	27,95	36,0	18	-	11,0	16	5	0,45	
Alluminio / Aluminium / Aluminium / Aluminium / Aluminium senza flangia / without flanges / ohne Flanschen sans flasques / sin tapetas	48 MXL 025	MXL 2548	6	-	48	31,05	30,54	-	20	-	11,0	16	5	0,05
	60 MXL 025	MXL 2560	6	-	60	38,81	38,30	-	24	-	11,0	16	5	0,08
	72 MXL 025	MXL 2572	6	-	72	46,57	46,06	-	25	-	11,0	16	6	0,11

XL 037 - 1/5" (5,08 mm)

Caratteristiche Features Merkmale Características	Codice Code symbol Fabriknummer Code symbole Numero de fabrica	Nostro codice Our code Unser kode Notre code Nuestro codigo	Tipo Type Typ Type Tipo	Codice flangia Flange code Bordscheiben-Code Code flasque Código brida	N. denti N. of teeth Zahnezahl N. bre de dents Cantidad de dientes	Dp	De	Df	Dm	Di	F	L	Foro stock Stock bore Vor bohrung Alesage en stock Agujero de stock	Peso Weight Gewicht Poids Peso Kg	
Alluminio / Aluminium / Aluminium / Aluminium / Aluminium con flangia / with flanges mit Flanges / avec flasques / con tapetas	10 XL 037	XA37010	XC37010	6F	FL001	16,17	15,66	23,0	9,5	-	14,3	20	-	0,02	
	11 XL 037	XA37011	XC37011	6F	FL001	17,79	17,28	23,0	9,5	-	14,3	20	-	0,02	
	12 XL 037	XA37012	XC37012	6F	FL002	19,40	18,90	25,0	10	-	14,3	20	-	0,03	
	13 XL 037	XA37013	XC37013	6F	FL002	21,02	20,51	25,0	10	-	14,3	20	-	0,04	
	14 XL 037	XA37014	XC37014	6F	FL004	22,64	22,13	28,0	15	-	14,3	20	-	0,05	
	15 XL 037	XA37015	XC37015	6F	FL004	24,26	23,75	28,0	15	-	14,3	20	-	0,05	
	16 XL 037	XA37016	XC37016	6F	FL005	25,87	25,36	32,0	16	-	14,3	20	-	0,06	
	17 XL 037	XA37017	XC37017	6F	FL006	27,49	26,98	32,0	20	-	14,3	20	-	0,07	
	18 XL 037	XA37018	XC37018	6F	FL007	29,11	28,60	35,0	20	-	14,3	20	-	0,08	
	19 XL 037	XA37019	XC37019	6F	FL007	30,72	30,22	35,0	20	-	14,3	22	-	0,09	
	20 XL 037	XA37020	XC37020	6F	FL009	32,34	31,83	38,0	24	-	14,3	22	-	0,11	
	21 XL 037	XA37021	XC37021	6F	FL009	33,96	33,45	38,0	24	-	14,3	22	-	0,12	
	22 XL 037	XA37022	XC37022	6F	FL010	35,57	35,07	41,0	25	-	14,3	22	-	0,13	
	24 XL 037	XA37024	XC37024	6F	FL012	38,81	38,30	44,0	30	-	14,3	22	-	0,15	
	26 XL 037	XA37026	XC37026	6F	FL011	42,04	41,53	48,0	30	-	14,3	22	8	0,19	
	27 XL 037	XA37027	XC37027	6F	FL011	43,66	43,15	48,0	34	-	14,3	22	8	0,20	
	28 XL 037	XA37028	XC37028	6F	FL016	45,28	44,77	51,0	34	-	14,3	22	8	0,22	
	29 XL 037	XA37029	XC37029	6F	FL016	46,89	46,39	51,0	34	-	14,3	22	8	0,22	
	30 XL 037	XA37030	XC37030	6F	FL018	48,51	48,00	54,0	38	-	14,3	22	8	0,11	
	32 XL 037	XA37032	XC37032	6F	FL020	51,74	51,24	57,0	38	-	14,3	25	8	0,12	
	Altern. / Altern. Altern. / Altern. Aciaio / Steel / Stahl Acier / Acero	34 XL 037	XA37034	XC37034	6	-	54,98	54,47	-	45	-	14,3	25	8	0,12
		35 XL 037	XA37035	XC37035	6	-	56,60	56,09	-	45	-	14,3	25	8	0,13
		36 XL 037	XA37036	XC37036	6	-	58,21	57,70	-	45	-	14,3	25	8	0,14
		38 XL 037	XA37038	XC37038	6	-	61,45	60,94	-	45	-	14,3	25	8	0,16
39 XL 037		XA37039	XC37039	6	-	63,06	62,56	-	45	-	14,3	25	8	0,17	
40 XL 037		XA37040	XC37040	6	-	64,68	64,17	-	45	-	14,3	25	8	0,17	
41 XL 037		XA37041	XC37041	6	-	66,30	65,79	-	45	-	14,3	25	8	0,18	
42 XL 037		XA37042	XC37042	6	-	67,91	67,41	-	45	-	14,3	25	8	0,18	
43 XL 037		XA37043	XC37043	6	-	69,53	69,02	-	45	-	14,3	25	8	0,19	
44 XL 037		XA37044	XC37044	6	-	71,15	70,64	-	45	-	14,3	25	8	0,19	
45 XL 037		XA37045	XC37045	6W	-	72,77	72,26	-	45	61	14,3	25	10	0,19	
46 XL 037		XA37046	XC37046	6W	-	74,38	73,87	-	45	61	14,3	25	10	0,19	
47 XL 037		XA37047	XC37047	6W	-	76,00	75,49	-	45	61	14,3	25	10	0,19	
48 XL 037		XA37048	XC37048	6W	-	77,62	77,11	-	45	61	14,3	25	10	0,19	
49 XL 037		XA37049	XC37049	6W	-	79,23	78,73	-	45	61	14,3	25	10	0,22	
52 XL 037		XA37052	XC37052	6W	-	84,08	83,58	-	45	67	14,3	25	10	0,22	
56 XL 037		XA37056	XC37056	6W	-	90,55	90,04	-	45	80	14,3	25	10	0,25	
57 XL 037		XA37057	XC37057	6W	-	92,17	91,66	-	45	80	14,3	25	10	0,25	
58 XL 037		XA37058	XC37058	6W	-	93,79	93,28	-	45	80	14,3	25	10	0,25	
59 XL 037		XA37059	XC37059	6W	-	95,40	94,90	-	45	80	14,3	25	10	0,25	
60 XL 037	XA37060	XC37060	6W	-	97,02	96,51	-	45	80	14,3	25	10	0,25		
68 XL 037	XA37068	XC37068	6W	-	109,96	109,45	-	45	100	14,3	25	10	0,30		
69 XL 037	XA37069	XC37069	6W	-	111,57	111,07	-	45	100	14,3	25	10	0,30		
70 XL 037	XA37070	XC37070	6W	-	113,19	112,68	-	45	100	14,3	25	10	0,30		
71 XL 037	XA37071	XC37071	6W	-	114,81	114,30	-	45	100	14,3	25	10	0,30		
72 XL 037	XA37072	XC37072	6W	-	116,42	115,92	-	45	100	14,3	25	10	0,30		

Pulegge per cinghie dentate / Timing belt pulleys

Zahnriemenscheiben / Poulies pour courroies dentées / Poleas para correas dentadas

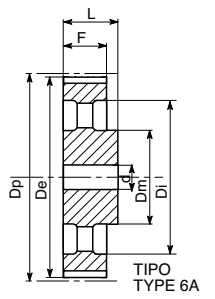
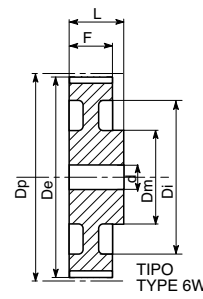
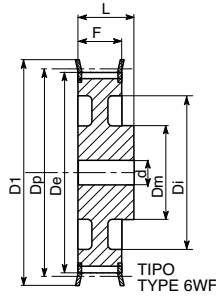
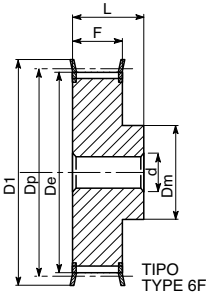
L 050 - 3/8" (9,525 mm)

Caratteristiche Features Merkmale Características Características	Codice Code symbol Fabriknummer Code symbole Numero de fabrica	Nostro codice Our code Unser kode Notre code Nuestro codigo	Tipo Type Typ Type Tipo	Codice flangia Flange code Bordscheiben-Code Code flasque Código brida	N. denti N. of teeth Zahnezahl N. bre de dents Cantidad de dientes	Dp	De	Df	Dm	Di	F	L	Foro stock Stock bore Vor bohrung Alesage en stock Agujero de stock	Peso Weight / Gewicht Poids / Peso Kg			
Acciaio / Steel / Stahl Acier / Acero	con flangia / with flanges mit Flanges / avec flasques / con tapetas	10L050	L050010	6F	FL050	10	30,32	29,56	37,0	20	-	19,0	28	8	0,11		
		11L050	L050011	6F	FL050	11	33,35	32,59	37,0	22	-	19,0	30	8	0,14		
		12L050	L050012	6F	FL052	12	36,38	35,62	43,0	24	-	19,0	30	8	0,17		
		13L050	L050013	6F	FL083	13	39,41	38,65	44,0	28	-	19,0	30	8	0,18		
		14L050	L050014	6F	FL054	14	42,45	41,68	48,0	28	-	19,0	30	8	0,22		
		15L050	L050015	6F	FL055	15	45,48	44,72	51,0	34	-	19,0	30	8	0,28		
		16L050	L050016	6F	FL056	16	48,51	47,75	54,0	36	-	19,0	32	8	0,35		
		17L050	L050017	6F	FL057	17	51,54	50,78	57,0	36	-	19,0	32	10	0,36		
		18L050	L050018	6F	FL058	18	54,57	53,81	60,0	40	-	19,0	32	10	0,42		
		19L050	L050019	6F	FL059	19	57,61	56,84	64,0	40	-	19,0	32	10	0,45		
		20L050	L050020	6F	FL060	20	60,64	59,88	66,5	40	-	19,0	32	10	0,48		
		21L050	L050021	6F	FL061	21	63,67	62,91	70,0	45	-	19,0	32	10	0,57		
		22L050	L050022	6F	FL062	22	66,70	65,94	75,0	45	-	19,0	32	10	0,59		
		23L050	L050023	6F	FL063	23	69,73	68,97	79,0	55	-	19,0	32	10	0,61		
		24L050	L050024	6F	FL063	24	72,77	72,00	79,0	55	-	19,0	32	10	0,80		
		25L050	L050025	6F	FL064	25	75,80	75,04	82,5	58	-	19,0	32	10	0,85		
		26L050	L050026	6F	FL065	26	78,83	78,07	86,0	58	-	19,0	32	11	0,90		
		27L050	L050027	6F	FL065	27	81,86	81,10	86,0	58	-	19,0	32	11	0,91		
		28L050	L050028	6F	FL066	28	84,89	84,13	91,0	58	-	19,0	32	11	0,95		
		29L050	L050029	6F	FL066	29	87,93	87,16	94,0	58	-	19,0	32	11	1,00		
		30L050	L050030	6F	FL068	30	90,96	90,20	97,0	70	-	19,0	32	11	1,07		
		32L050	L050032	6F	FL070	32	97,02	96,26	102,0	70	-	19,0	32	11	1,23		
		33L050	L050033	6F	FL071	33	100,05	99,29	106,0	70	-	19,0	32	11	1,30		
		34L050	L050034	6F	FL072	34	103,08	102,32	112,0	70	-	19,0	32	11	1,37		
		35L050	L050035	6F	FL072	35	106,12	105,35	112,0	70	-	19,0	32	11	1,44		
		36L050	L050036	6F	FL074	36	109,15	108,39	115,0	70	-	19,0	32	11	1,50		
		40L050	L050040	6WF	FL078	40	121,28	120,51	128,0	70	100	19,0	32	11	1,77		
		41L050	L050041	6WF	FL080	41	124,31	123,55	135,0	70	103	19,0	32	11	1,84		
		42L050	L050042	6WF	FL080	42	127,34	126,58	135,0	70	106	19,0	32	11	1,97		
		44L050	L050044	6WF	FL081	44	133,40	132,64	142,0	70	112	19,0	32	11	2,20		
		45L050	L050045	6WF	FL081	45	136,44	135,67	142,0	70	115	19,0	32	11	2,27		
		47L050	L050047	6WF	FL085	47	142,50	141,74	150,0	70	121	19,0	32	11	2,45		
		48L050	L050048	6WF	FL085	48	145,53	144,77	150,0	70	124	19,0	32	11	2,67		
		Ghisa / Cast iron / Grauguss Fonte / Hierro fundido	senza flangia / without flanges ohne Flanschen / sans flasques sin tapetas	49L050	L050049	6W		49	148,56	147,80	-	70	127	19,0	32	14	1,80
				50L050	L050050	6W		50	151,60	150,83	-	70	130	19,0	32	14	1,90
				52L050	L050052	6W		52	157,66	156,90	-	70	136	19,0	32	14	2,10
				56L050	L050056	6W		56	169,79	169,02	-	70	149	19,0	32	14	2,18
				57L050	L050057	6W		57	172,82	172,06	-	70	152	19,0	32	14	2,47
				60L050	L050060	6W		60	181,91	181,15	-	75	160	19,0	42	14	3,10
				65L050	L050065	6A		65	197,07	196,31	-	75	176	19,0	42	14	3,20
				66L050	L050066	6A		66	200,11	199,34	-	75	179	19,0	42	14	3,23
				72L050	L050072	6A		72	218,30	217,53	-	75	197	19,0	42	14	4,86
				84L050	L050084	6A		84	254,68	253,92	-	75	233	19,0	42	14	5,00
				90L050	L050090	6A		90	272,87	272,11	-	75	252	19,0	42	14	5,50
				96L050	L050096	6A		96	291,06	290,30	-	75	269	19,0	42	14	6,00
				120L050	L050120	6A		120	363,83	363,07	-	75	342	19,0	42	14	8,50

L 075 - 3/8" (9,525 mm)

Caratteristiche Features Merkmale Características Características	Codice Code symbol Fabriknummer Code symbole Numero de fabrica	Nostro codice Our code Unser kode Notre code Nuestro codigo	Tipo Type Typ Type Tipo	Codice flangia Flange code Bordscheiben-Code Code flasque Código brida	N. denti N. of teeth Zahnezahl N. bre de dents Cantidad de dientes	Dp	De	Df	Dm	Di	F	L	Foro stock Stock bore Vor bohrung Alesage en stock Agujero de stock	Peso Weight / Gewicht Poids / Peso Kg			
Acciaio / Steel / Stahl Acier / Acero	con flangia / with flanges mit Flanges / avec flasques / con tapetas	10L075	L075010	6F	FL050	10	30,32	29,56	37,0	20	-	25,4	38	8	0,15		
		11L075	L075011	6F	FL050	11	33,35	32,59	37,0	22	-	25,4	38	8	0,17		
		12L075	L075012	6F	FL052	12	36,38	35,62	43,0	24	-	25,4	38	8	0,22		
		13L075	L075013	6F	FL083	13	39,41	38,65	44,0	28	-	25,4	38	8	0,25		
		14L075	L075014	6F	FL054	14	42,45	41,68	48,0	28	-	25,4	38	11	0,28		
		15L075	L075015	6F	FL055	15	45,48	44,72	51,0	34	-	25,4	38	11	0,38		
		16L075	L075016	6F	FL056	16	48,51	47,75	54,0	36	-	25,4	38	11	0,43		
		17L075	L075017	6F	FL057	17	51,54	50,78	57,0	36	-	25,4	38	11	0,44		
		18L075	L075018	6F	FL058	18	54,57	53,81	60,0	40	-	25,4	38	11	0,52		
		19L075	L075019	6F	FL059	19	57,61	56,84	64,0	40	-	25,4	38	11	0,56		
		20L075	L075020	6F	FL060	20	60,64	59,88	66,5	40	-	25,4	38	11	0,59		
		21L075	L075021	6F	FL061	21	63,67	62,91	70,0	45	-	25,4	38	11	0,64		
		22L075	L075022	6F	FL062	22	66,70	65,94	75,0	45	-	25,4	38	11	0,69		
		23L075	L075023	6F	FL063	23	69,73	68,97	79,0	55	-	25,4	38	11	0,76		
		24L075	L075024	6F	FL063	24	72,77	72,00	79,0	55	-	25,4	38	11	0,87		
		25L075	L075025	6F	FL064	25	75,80	75,04	83,0	58	-	25,4	38	11	0,95		
		26L075	L075026	6F	FL065	26	78,83	78,07	87,0	58	-	25,4	38	11	1,06		
		27L075	L075027	6F	FL065	27	81,86	81,10	87,0	58	-	25,4	38	11	1,18		
		28L075	L075028	6F	FL066	28	84,89	84,13	91,0	58	-	25,4	38	11	1,19		
		29L075	L075029	6F	FL067	29	87,93	87,16	94,0	58	-	25,4	38	11	1,25		
		30L075	L075030	6F	FL068	30	90,96	90,20	97,0	70	-	25,4	38	11	1,33		
		32L075	L075032	6F	FL070	32	97,02	96,26	102,0	70	-	25,4	38	11	1,54		
		33L075	L075033	6F	FL071	33	100,05	99,29	106,0	70	-	25,4	38	11	1,63		
		34L075	L075034	6F	FL072	34	103,08	102,32	112,0	70	-	25,4	38	11	1,37		
		35L075	L075035	6F	FL072	35	106,12	105,35	112,0	70	-	25,4	38	11	1,80		
		36L075	L075036	6F	FL074	36	109,15	108,39	128,0	70	-	25,4	38	11	1,89		
		40L075	L075040	6WF	FL078	40	121,28	120,51	128,0	70	100	25,4	38	11	2,35		
		41L075	L075041	6WF	FL080	41	124,31	123,55	135,0	70	103	25,4	38	11	2,40		
		42L075	L075042	6WF	FL080	42	127,34	126,58	135,0	70	106	25,4	38	11	2,53		
		44L075	L075044	6WF	FL081	44	133,40	132,64	142,0	70	112	25,4	38	11	2,75		
		45L075	L075045	6WF	FL081	45	136,44	135,67	150,0	70	115	25,4	38	11	2,86		
		47L075	L075047	6WF	FL085	47	142,50	141,74	150,0	70	121	25,4	38	11	3,02		
		48L075	L075048	6WF	FL085	48	145,53	144,77	150,0	70	124	25,4	38	11	3,19		
		Ghisa / Cast iron / Grauguss Fonte / Hierro fundido	senza flangia / without flanges ohne Flanschen / sans flasques sin tapetas	49L075	L075049	6W		49	148,56	147,80	-	70	127	25,4	38	14	2,10
				50L075	L075050	6W		50	151,60	150,83	-	70	130	25,4	38	14	2,20
				52L075	L075052	6W		52	157,66	156,90	-	70	136	25,4	38	14	2,38
				56L075	L075056	6W		56	169,79	169,02	-	70	149	25,4	38	14	2,49
				57L075	L075057	6W		57	172,82	172,06	-	70	152	25,4	38	14	2,73
				60L075	L075060	6W		60	181,91	181,15	-	75	160	25,4	45	14	3,44
				65L075	L075065	6A		65	197,07	196,31	-	75	176	25,4	45	14	3,50
				66L075	L075066	6A		66	200,11	199,34	-	75	179	25,4	45	14	3,60
				72L075	L075072	6A		72	218,30	217,53	-	75	197	25,4	45	14	4,58
				84L075	L075084	6A		84	254,68	253,92	-	75	233	25,4	45	14	5,60
				90L075	L075090	6A		90	272,87	272,11	-	75	252	25,4	45	14	6,50
				96L075	L075096	6A		96	291,06	290,30	-	75	269	25,4	45	14	7,00
				120L075	L075120	6A		120	363,83	363,07	-	75	342	25,4			

Pulegge per cinghie dentate / Timing belt pulleys Zahnriemenscheiben / Poulies pour courroies dentées / Poleas para correas dentadas



L 100 - 3/8" (9,525 mm)

Caratteristiche Features Merkmale Características Características	Codice Code symbol Fabriknummer Code symbole Numero de fabrica	Nostro codice Our code Unser code Notre code Nuestro código	Tipo Type Typ Type Tipo	Codice flangia Flange code Bordscheiben-Code Code flasque Código brida	N. denti N. of teeth Zahnezahl N. bre de dents Cantidad de dientes	Dp	De	Df	Dm	Di	F	L	Foro stock Stock bore Vorbohrung Alesage en stock Agujero de stock	Peso Weight / Gewicht Poids / Peso Kg	
Acciaio / Steel / Stahl Acier / Acero	10L100	L100010	6F	FL050	10	30,32	29,56	37,0	20	-	31,8	45	8	0,15	
	11L100	L100011	6F	FL050	11	33,35	32,59	37,0	22	-	31,8	45	8	0,20	
	12L100	L100012	6F	FL052	12	36,38	35,62	43,0	24	-	31,8	45	8	0,26	
	13L100	L100013	6F	FL083	13	39,41	38,65	44,0	28	-	31,8	45	8	0,30	
	14L100	L100014	6F	FL054	14	42,45	41,68	48,0	28	-	31,8	45	11	0,34	
	15L100	L100015	6F	FL055	15	45,48	44,72	51,0	34	-	31,8	45	11	0,45	
	16L100	L100016	6F	FL056	16	48,51	47,75	54,0	36	-	31,8	45	11	0,52	
	17L100	L100017	6F	FL057	17	51,54	50,78	57,0	36	-	31,8	45	11	0,53	
	18L100	L100018	6F	FL058	18	54,57	53,81	60,0	40	-	31,8	45	11	0,62	
	19L100	L100019	6F	FL059	19	57,61	56,84	64,0	40	-	31,8	45	11	0,66	
	20L100	L100020	6F	FL060	20	60,64	59,88	66,5	40	-	31,8	45	11	0,72	
	21L100	L100021	6F	FL061	21	63,67	62,91	70,0	45	-	31,8	45	11	0,77	
	22L100	L100022	6F	FL062	22	66,70	65,94	75,0	45	-	31,8	45	11	0,88	
	23L100	L100023	6F	FL063	23	69,73	68,97	79,0	55	-	31,8	45	11	1,12	
	24L100	L100024	6F	FL063	24	72,77	72,00	79,0	55	-	31,8	45	11	1,13	
	25L100	L100025	6F	FL064	25	75,80	75,04	82,5	58	-	31,8	45	11	1,18	
	26L100	L100026	6F	FL065	26	78,83	78,07	86,0	58	-	31,8	45	11	1,24	
	27L100	L100027	6F	FL065	27	81,86	81,10	86,0	58	-	31,8	45	11	1,35	
	28L100	L100028	6F	FL066	28	84,89	84,13	91,0	58	-	31,8	45	11	1,42	
	29L100	L100029	6F	FL067	29	87,93	87,16	94,0	58	-	31,8	45	11	1,50	
	30L100	L100030	6F	FL068	30	90,96	90,20	97,0	70	-	31,8	45	11	1,61	
	32L100	L100032	6F	FL070	32	97,02	96,26	102,0	70	-	31,8	45	11	1,84	
	33L100	L100033	6F	FL071	33	100,05	99,29	106,0	70	-	31,8	45	11	1,95	
	34L100	L100034	6F	FL072	34	103,08	102,32	112,0	70	-	31,8	45	11	2,10	
	35L100	L100035	6F	FL073	35	106,12	105,35	112,0	70	-	31,8	45	11	2,23	
	36L100	L100036	6F	FL074	36	109,15	108,39	115,0	70	-	31,8	45	11	2,32	
	40L100	L100040	6WF	FL078	40	121,28	120,51	128,0	70	100	31,8	45	11	2,80	
	41L100	L100041	6WF	FL080	41	124,31	123,55	135,0	70	103	31,8	45	11	2,95	
	42L100	L100042	6WF	FL080	42	127,34	126,58	135,0	70	106	31,8	45	11	3,10	
	44L100	L100044	6WF	FL081	44	133,40	132,62	142,0	70	112	31,8	45	11	3,36	
	45L100	L100045	6WF	FL081	45	136,44	135,67	142,0	70	115	31,8	45	11	3,45	
	47L100	L100047	6WF	FL085	47	142,50	141,74	150,0	70	121	31,8	45	11	3,65	
	48L100	L100048	6WF	FL085	48	145,53	144,77	150,0	70	124	31,8	45	11	3,86	
	Ghisa / Cast iron / Grauguss Fonte / Hierro fundido	49L100	L100049	6W	-	49	148,56	147,80	-	70	127	31,8	45	14	2,40
		50L100	L100050	6W	-	50	151,60	150,83	-	70	130	31,8	45	14	2,50
		52L100	L100052	6W	-	52	157,66	156,90	-	70	136	31,8	45	14	2,70
		56L100	L100056	6W	-	56	169,79	169,02	-	70	149	31,8	45	14	2,91
		57L100	L100057	6W	-	57	172,82	172,06	-	70	152	31,8	45	14	3,10
		60L100	L100060	6W	-	60	181,91	181,15	-	75	160	31,8	50	14	3,55
		65L100	L100065	6A	-	65	197,07	196,31	-	75	176	31,8	50	14	4,00
		66L100	L100066	6A	-	66	200,11	199,34	-	75	179	31,8	50	14	4,15
		72L100	L100072	6A	-	72	218,30	217,53	-	75	197	31,8	50	14	5,00
		84L100	L100084	6A	-	84	254,68	253,92	-	75	233	31,8	50	14	6,30
		90L100	L100090	6A	-	90	272,87	272,11	-	75	252	31,8	50	14	7,50
		96L100	L100096	6A	-	96	291,06	290,30	-	75	269	31,8	50	14	8,20
		120L100	L100120	6A	-	120	363,83	363,07	-	75	342	31,8	50	14	11,50

H 075 - 1/2" (12,75 mm)

Caratteristiche Features Merkmale Características Características	Codice Code symbol Fabriknummer Code symbole Numero de fabrica	Nostro codice Our code Unser code Notre code Nuestro código	Tipo Type Typ Type Tipo	Codice flangia Flange code Bordscheiben-Code Code flasque Código brida	N. denti N. of teeth Zahnezahl N. bre de dents Cantidad de dientes	Dp	De	Df	Dm	Di	F	L	Foro stock Stock bore Vorbohrung Alesage en stock Agujero de stock	Peso Weight / Gewicht Poids / Peso Kg	
Acciaio / Steel / Stahl Acier / Acero	14H075	H075014	6F	FL059	14	56,60	55,22	64,0	40	-	26,4	40	8	0,59	
	15H075	H075015	6F	FL060	15	60,64	59,27	66,5	45	-	26,4	40	8	0,65	
	16H075	H075016	6F	FL061	16	64,68	63,31	70,0	45	-	26,4	40	8	0,70	
	17H075	H075017	6F	FL062	17	68,72	67,35	75,0	45	-	26,4	40	8	0,73	
	18H075	H075018	6F	FL063	18	72,77	71,39	79,0	55	-	26,4	40	11	0,91	
	19H075	H075019	6F	FL064	19	76,81	75,44	82,5	60	-	26,4	40	11	1,08	
	20H075	H075020	6F	FL076	20	80,85	79,48	87,0	62	-	26,4	40	11	1,18	
	21H075	H075021	6F	FL066	21	84,89	83,52	91,0	65	-	26,4	40	11	1,30	
	22H075	H075022	6F	FL067	22	88,94	87,56	94,0	68	-	26,4	40	11	1,42	
	23H075	H075023	6F	FL068	23	92,98	91,61	97,0	72	-	26,4	40	11	1,67	
	24H075	H075024	6F	FL070	24	97,02	95,65	102,0	72	-	26,4	40	11	1,71	
	25H075	H075025	6F	FL071	25	101,06	99,69	106,0	72	-	26,4	40	11	1,87	
	26H075	H075026	6F	FL072	26	105,11	103,73	112,0	80	-	26,4	40	11	2,00	
	27H075	H075027	6F	FL074	27	109,15	107,78	115,0	80	-	26,4	40	11	2,10	
	28H075	H075028	6F	FL075	28	113,19	111,82	120,0	80	-	26,4	40	11	2,26	
	29H075	H075029	6F	FL075	29	117,23	115,86	120,0	80	-	26,4	40	11	2,49	
	30H075	H075030	6F	FL078	30	121,28	119,90	128,0	80	-	26,4	40	11	2,70	
	32H075	H075032	6F	FL080	32	129,36	127,99	135,0	80	-	26,4	40	11	2,85	
	33H075	H075033	6F	FL081	33	133,40	132,03	142,0	80	-	26,4	40	11	3,10	
	34H075	H075034	6F	FL081	34	137,45	136,07	142,0	80	-	26,4	40	11	3,30	
	35H075	H075035	6F	FL085	35	141,49	140,12	150,0	80	-	26,4	40	11	3,50	
	36H075	H075036	6F	FL085	36	145,53	144,16	150,0	80	-	26,4	40	11	3,65	
	38H075	H075038	6F	FL086	38	153,62	152,24	158,0	80	-	26,4	40	11	3,90	
	40H075	H075040	6F	FL090	40	161,70	160,33	168,0	80	-	26,4	40	11	4,23	
	42H075	H075042	6F	FL094	42	169,79	168,41	180,0	80	-	26,4	40	11	4,80	
	Ghisa / Cast iron / Grauguss Fonte / Hierro fundido	44H075	H075044	6WF	FL095	44	177,87	176,50	184,0	80	150	26,4	40	14	5,20
		45H075	H075045	6WF	FL096	45	181,91	180,54	192,0	80	154	26,4	40	14	5,45
		48H075	H075048	6WF	FL100	48	194,04	192,67	200,0	90	166	26,4	45	14	4,30
49H075		H075049	6W	-	49	198,08	196,71	-	90	170	26,4	45	14	4,50	
50H075	H075050	6W	-	50	202,13	200,75	-	90	174	26,4	45	14	4,66		

Pulegge per cinghie dentate / Timing belt pulleys

Zahnriemenscheiben / Poulies pour courroies dentées / Poleas para correas dentadas

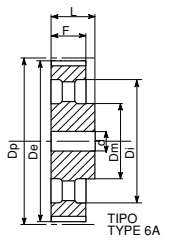
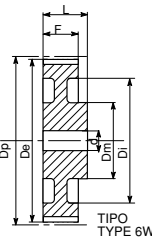
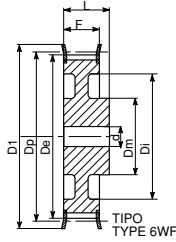
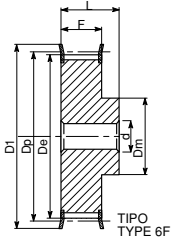
H 100 - 1/2" (12,75 mm)

Caratteristiche Features Merkmale Características	Codice Code symbol Fabriknummer Code symbole Numero de fabrica	Nostro codice Our code Unser kode Notre code Nuestro codigo	Tipo Type Typ Type Tipo	Codice flangia Flange code Bordscheiben-Code Code flasque Código brida	N. denti N. of teeth Zahnezahl N. bre de dents Cantidad de dientes	Dp	De	Df	Dm	Di	F	L	Foro stock Stock bore Vor bohrung Alesage en stock Agujero de stock	Peso Weight / Gewicht Poids / Peso Kg	
Acciaio / Steel / Stahl Acier / Acero	14H100	H100014	6F	FL059	14	56,60	55,22	64,0	40	-	31,8	45	11	0,67	
	15H100	H100015	6F	FL060	15	60,64	59,27	66,5	45	-	31,8	45	11	0,77	
	16H100	H100016	6F	FL061	16	64,68	63,31	70,0	45	-	31,8	45	11	0,88	
	17H100	H100017	6F	FL062	17	68,72	67,35	75,0	45	-	31,8	45	11	0,88	
	18H100	H100018	6F	FL063	18	72,77	71,39	79,0	55	-	31,8	45	14	1,06	
	19H100	H100019	6F	FL064	19	76,81	75,44	82,5	60	-	31,8	45	14	1,23	
	20H100	H100020	6F	FL076	20	80,85	79,48	87,0	62	-	31,8	45	14	1,33	
	21H100	H100021	6F	FL066	21	84,89	83,52	91,0	65	-	31,8	45	14	1,43	
	22H100	H100022	6F	FL067	22	88,94	87,56	94,0	68	-	31,8	45	14	1,63	
	23H100	H100023	6F	FL068	23	92,98	91,61	97,0	72	-	31,8	45	14	1,85	
	24H100	H100024	6F	FL070	24	97,02	95,65	102,0	72	-	31,8	45	14	1,93	
	25H100	H100025	6F	FL071	25	101,06	99,69	106,0	72	-	31,8	45	14	2,07	
	26H100	H100026	6F	FL072	26	105,11	103,73	112,0	80	-	31,8	45	14	2,30	
	27H100	H100027	6F	FL074	27	109,15	107,78	115,0	80	-	31,8	45	14	2,40	
	28H100	H100028	6F	FL075	28	113,19	111,82	120,0	80	-	31,8	45	14	2,53	
	29H100	H100029	6F	FL075	29	117,23	115,86	120,0	80	-	31,8	45	14	2,70	
	30H100	H100030	6F	FL078	30	121,28	119,90	128,0	80	-	31,8	45	14	2,93	
	32H100	H100032	6F	FL080	32	129,36	127,99	135,0	80	-	31,8	45	14	3,06	
	33H100	H100033	6F	FL081	33	133,40	132,03	142,0	80	-	31,8	45	14	3,40	
	34H100	H100034	6F	FL081	34	137,45	136,07	142,0	80	-	31,8	45	14	3,57	
	35H100	H100035	6F	FL085	35	141,49	140,12	150,0	80	-	31,8	45	14	3,80	
	36H100	H100036	6WF	FL085	36	145,53	144,16	150,0	80	118	31,8	45	14	3,92	
	38H100	H100038	6WF	FL086	38	153,62	152,24	158,0	80	123	31,8	45	14	4,40	
	40H100	H100040	6WF	FL090	40	161,70	160,33	168,0	80	134	31,8	45	14	4,95	
	42H100	H100042	6WF	FL094	42	169,79	168,41	180,0	80	140	31,8	45	14	5,60	
	Ghisa / Cast iron / Grauguss Fonte / Hierro fundido	44H100	H100044	6WF	FL095	44	177,87	176,50	184,0	80	150	31,8	50	14	6,20
		45H100	H100045	6WF	FL096	45	181,91	180,54	192,0	80	154	31,8	50	14	6,45
		48H100	H100048	6WF	FL100	48	194,04	192,67	200,0	90	166	31,8	50	14	5,30
		49H100	H100049	6W	-	49	198,08	196,71	-	90	170	31,8	50	19	5,40
		50H100	H100050	6W	-	50	202,13	200,75	-	90	174	31,8	50	19	5,50
		52H100	H100052	6W	-	52	210,21	208,84	-	90	182	31,8	50	19	5,80
		58H100	H100058	6A	-	58	234,47	233,09	-	90	207	31,8	50	19	6,20
		60H100	H100060	6A	-	60	242,55	241,18	-	90	215	31,8	50	19	7,50
		70H100	H100070	6A	-	70	282,98	281,61	-	100	255	31,8	55	19	8,20
		72H100	H100072	6A	-	72	291,06	289,69	-	100	263	31,8	55	19	9,00
		82H100	H100082	6A	-	82	331,49	330,12	-	100	304	31,8	55	19	9,20
		84H100	H100084	6A	-	84	339,57	338,20	-	100	312	31,8	55	19	10,00
		94H100	H100094	6A	-	94	380,00	378,63	-	120	352	31,8	60	19	13,00
		96H100	H100096	6A	-	96	388,08	386,71	-	120	360	31,8	60	19	13,80
		106H100	H100106	6A	-	106	428,51	427,14	-	120	401	31,8	60	19	15,50
		116H100	H100116	6A	-	116	468,93	467,56	-	120	441	31,8	60	19	18,00
		118H100	H100118	6A	-	118	477,02	475,65	-	120	449	31,8	60	19	20,00
120H100		H100120	6A	-	120	485,10	483,73	-	120	458	31,8	60	19	22,00	
150H100		H100150	6A	-	150	606,38	605,01	-	120	579	31,8	60	19	25,00	
152H100		H100152	6A	-	152	614,47	613,09	-	120	587	31,8	60	19	26,00	
154H100		H100154	6A	-	154	622,55	621,18	-	120	595	31,8	60	19	27,00	
156H100		H100156	6A	-	156	630,64	629,26	-	120	603	31,8	60	19	28,00	

H 150 - 1/2" (12,75 mm)

Caratteristiche Features Merkmale Características	Codice Code symbol Fabriknummer Code symbole Numero de fabrica	Nostro codice Our code Unser kode Notre code Nuestro codigo	Tipo Type Typ Type Tipo	Codice flangia Flange code Bordscheiben-Code Code flasque Código brida	N. denti N. of teeth Zahnezahl N. bre de dents Cantidad de dientes	Dp	De	Df	Dm	Di	F	L	Foro stock Stock bore Vor bohrung Alesage en stock Agujero de stock	Peso Weight / Gewicht Poids / Peso Kg	
Acciaio / Steel / Stahl Acier / Acero	14H150	H150014	6F	FL059	14	56,60	55,22	64,0	40	-	46,0	58	11	0,91	
	15H150	H150015	6F	FL060	15	60,64	59,27	66,5	45	-	46,0	58	11	0,99	
	16H150	H150016	6F	FL061	16	64,68	63,31	70,0	45	-	46,0	58	11	1,08	
	17H150	H150017	6F	FL062	17	68,72	67,35	75,0	45	-	46,0	58	11	1,15	
	18H150	H150018	6F	FL063	18	72,77	71,39	79,0	55	-	46,0	58	14	1,45	
	19H150	H150019	6F	FL064	19	76,81	75,44	82,5	60	-	46,0	58	14	1,55	
	20H150	H150020	6F	FL076	20	80,85	79,48	87,0	62	-	46,0	58	14	1,66	
	21H150	H150021	6F	FL066	21	84,89	83,52	91,0	65	-	46,0	58	14	1,87	
	22H150	H150022	6F	FL067	22	88,94	87,56	94,0	68	-	46,0	58	14	2,07	
	23H150	H150023	6F	FL068	23	92,98	91,61	97,0	72	-	46,0	58	14	2,28	
	24H150	H150024	6F	FL070	24	97,02	95,65	102,0	72	-	46,0	58	14	2,50	
	25H150	H150025	6F	FL071	25	101,06	99,69	106,0	72	-	46,0	58	14	2,71	
	26H150	H150026	6F	FL072	26	105,11	103,73	112,0	80	-	46,0	58	14	2,99	
	27H150	H150027	6F	FL074	27	109,15	107,78	115,0	80	-	46,0	58	14	3,15	
	28H150	H150028	6F	FL075	28	113,19	111,82	120,0	80	-	46,0	58	14	3,39	
	29H150	H150029	6F	FL075	29	117,23	115,86	120,0	80	-	46,0	58	14	3,57	
	30H150	H150030	6F	FL078	30	121,28	119,90	128,0	80	-	46,0	58	14	3,86	
	32H150	H150032	6F	FL080	32	129,36	127,99	135,0	80	-	46,0	58	14	4,37	
	33H150	H150033	6F	FL081	33	133,40	132,03	142,0	80	-	46,0	58	14	4,66	
	34H150	H150034	6F	FL081	34	137,45	136,07	142,0	80	-	46,0	58	14	4,98	
	35H150	H150035	6F	FL085	35	141,49	140,12	150,0	80	-	46,0	58	14	5,30	
	36H150	H150036	6WF	FL085	36	145,53	144,16	150,0	80	118	46,0	58	14	5,50	
	38H150	H150038	6WF	FL086	38	153,62	152,24	158,0	80	126	46,0	58	14	6,10	
	40H150	H150040	6WF	FL090	40	161,70	160,33	168,0	80	134	46,0	58	14	6,80	
	42H150	H150042	6WF	FL094	42	169,79	168,41	180,0	80	140	46,0	58	19	7,60	
	Ghisa / Cast iron / Grauguss Fonte / Hierro fundido	44H150	H150044	6WF	FL095	44	177,87	176,50	184,0	80	150	46,0	58	19	8,50
		45H150	H150045	6WF	FL096	45	181,91	180,54	192,0	80	154	46,0	58	19	9,00
		48H150	H150048	6WF	FL100	48	194,04	192,67	200,0	90	166	46,0	65	19	6,70
		49H150	H150049	6W	-	49	198,08	196,71	-	90	170	46,0	65	19	7,00
		50H150	H150050	6W	-	50	202,13	200,75	-	90	174	46,0	65	19	7,10
		52H150	H150052	6W	-	52	210,21	208,84	-	90	182	46,0	65	19	7,30
		58H150	H150058	6A	-	58	234,47	233,09	-	90	207	46,0	65	19	8,10
		60H150	H150060	6A	-	60	242,55	241,18	-	90	215	46,0	65	19	9,00
		70H150	H150070	6A	-	70	282,98	281,61	-	100	255	46,0	65	24	10,50
		72H150	H150072	6A	-	72	291,06	289,69	-	100	263	46,0	65	24	11,00
		82H150	H150082	6A	-	82	331,49	330,12	-	100	304	46,0	65	24	12,00
		84H150	H150084	6A	-	84	339,57	338,20	-	100	312	46,0	65	24	13,00
		94H150	H150094	6A	-	94	380,00	378,63	-	120	352	46,0	65	24	16,00
		96H150	H150096	6A	-	96	388,08	386,71	-	120	360	46,0	65	24	17,00
		106H150	H150106	6A	-	106	428,51	427,14	-	120	401	46,0	65	24	19,50
		116H150	H150116	6A	-	116	468,93	467,56	-	120	441	46,0	65	24	22,00
		118H150	H150118	6A	-	118	477,02	475,65	-	120	449	46,0	65	24	23,50
120H150		H150120	6A	-	120	485,10	483,73	-	120	458	46,0	65	24	25,00	
150H150		H150150	6A	-	150	606,38	605,01	-	120	579	46,0	65	24	31,50	
152H150		H150152	6A	-	152	614,47	613,09	-	120	587	46,0	65	24	33,00	

Pulegge per cinghie dentate / Timing belt pulleys Zahnriemenscheiben / Poulies pour courroies dentées / Poleas para correas dentadas



H 200 - 1/2" (12,75 mm)

Caratteristiche Features Merkmale Características	Codice Code symbol Fabriknummer Code symbole Numero de fabrica	Nostro codice Our code Unser kode Notre code Nuestro codiglo	Tipo Type Typ Type Tipo	Codice flangia Flange code Bordscheiben-Code Code flasque Código brida	N. denti N. of teeth Zahnezahl N. bre de dents Cantidad de dientes	Dp	De	Df	Dm	Di	F	L	Foro stock Stock bore Vor bohrung Alesage en stock Agujero de stock	Peso Weight / Gewicht Poids / Peso Kg	
Acciaio / Steel / Stahl Acier / Acero	con flangia / with flanges mit Flanges / avec flasques / con tapetas	14H200	H200014	6F	FL059	14	56,60	55,22	64,0	40	-	58,7	70	11	1,13
		15H200	H200015	6F	FL060	15	60,64	59,27	66,5	45	-	58,7	70	11	1,21
		16H200	H200016	6F	FL061	16	64,68	63,31	70,0	45	-	58,7	70	11	1,30
		17H200	H200017	6F	FL062	17	68,72	67,35	75,0	45	-	58,7	70	11	1,45
		18H200	H200018	6F	FL063	18	72,77	71,39	79,0	55	-	58,7	70	14	1,65
		19H200	H200019	6F	FL064	19	76,81	75,44	82,5	60	-	58,7	70	14	1,90
		20H200	H200020	6F	FL076	20	80,85	79,48	87,0	62	-	58,7	70	14	2,11
		21H200	H200021	6F	FL066	21	84,89	83,52	91,0	65	-	58,7	70	14	2,23
		22H200	H200022	6F	FL067	22	88,94	87,56	94,0	68	-	58,7	70	14	2,45
		23H200	H200023	6F	FL068	23	92,98	91,61	97,0	72	-	58,7	70	14	2,71
		24H200	H200024	6F	FL070	24	97,02	95,65	102,0	72	-	58,7	70	14	2,97
		25H200	H200025	6F	FL071	25	101,06	99,69	106,0	72	-	58,7	70	14	3,32
		26H200	H200026	6F	FL072	26	105,11	103,73	112,0	80	-	58,7	70	14	3,61
		27H200	H200027	6F	FL074	27	109,15	107,78	115,0	80	-	58,7	70	14	3,90
		28H200	H200028	6F	FL075	28	113,19	111,82	120,0	80	-	58,7	70	14	4,10
		29H200	H200029	6F	FL078	29	117,23	115,86	120,0	80	-	58,7	70	14	4,42
		30H200	H200030	6F	FL078	30	121,28	119,90	128,0	80	-	58,7	70	14	4,74
		32H200	H200032	6F	FL080	32	129,36	127,99	135,0	80	-	58,7	70	14	5,60
		33H200	H200033	6F	FL081	33	133,40	132,03	142,0	80	-	58,7	70	14	5,90
		34H200	H200034	6F	FL081	34	137,45	136,07	142,0	80	-	58,7	70	14	6,20
		35H200	H200035	6F	FL085	35	141,49	140,12	150,0	80	-	58,7	70	14	6,60
		36H200	H200036	6WF	FL085	36	145,53	144,16	150,0	80	118	58,7	70	14	7,10
		38H200	H200038	6WF	FL086	38	153,62	152,24	158,0	80	126	58,7	70	14	7,80
		40H200	H200040	6WF	FL090	40	161,70	160,33	168,0	80	134	58,7	70	14	8,40
		42H200	H200042	6WF	FL094	42	169,79	168,41	180,0	80	140	58,7	70	19	9,70
		44H200	H200044	6WF	FL095	44	177,87	176,50	184,0	80	150	58,7	70	19	10,50
		45H200	H200045	6WF	FL096	45	181,91	180,54	192,0	80	154	58,7	70	19	11,30
		48H200	H200048	6WF	FL100	48	194,04	192,67	200,0	90	166	58,7	75	24	8,60
Ghisa / Cast iron / Grauguss Fonte / Hierro fundido	senza flangia / without flanges ohne Flanschen / sans flasques / sin tapetas	49H200	H200049	6W	-	49	198,08	196,71	-	90	170	58,7	75	24	7,60
		50H200	H200050	6W	-	50	202,13	200,75	-	90	174	58,7	75	24	8,30
		52H200	H200052	6W	-	52	210,21	208,84	-	90	182	58,7	75	24	8,50
		58H200	H200058	6A	-	58	234,47	233,09	-	90	207	58,7	75	24	10,00
		60H200	H200060	6A	-	60	242,55	241,18	-	90	215	58,7	75	24	11,00
		70H200	H200070	6A	-	70	282,98	281,61	-	100	255	58,7	75	28	12,50
		72H200	H200072	6A	-	72	291,06	289,69	-	100	263	58,7	75	28	14,00
		82H200	H200082	6A	-	82	331,49	330,12	-	100	304	58,7	75	28	13,50
		84H200	H200084	6A	-	84	339,57	338,20	-	100	312	58,7	75	28	15,00
		94H200	H200094	6A	-	94	380,00	378,63	-	120	352	58,7	75	28	18,90
		96H200	H200096	6A	-	96	388,08	386,71	-	120	360	58,7	75	28	20,30
		106H200	H200106	6A	-	106	428,51	427,14	-	120	401	58,7	75	28	22,50
		116H200	H200116	6A	-	116	468,93	467,56	-	120	441	58,7	75	28	24,70
		118H200	H200118	6A	-	118	477,02	475,65	-	120	449	58,7	75	28	26,00
		120H200	H200120	6A	-	120	485,10	483,73	-	120	458	58,7	75	28	28,00
		150H200	H200150	6A	-	150	606,38	605,01	-	120	579	58,7	75	28	32,50
		152H200	H200152	6A	-	152	614,47	613,09	-	120	587	58,7	75	28	35,00
		154H200	H200154	6A	-	154	622,55	621,18	-	120	595	58,7	75	28	38,00
		156H200	H200156	6A	-	156	630,64	629,26	-	120	603	58,7	75	28	41,00

H 300 - 1/2" (12,75 mm)

Caratteristiche Features Merkmale Características	Codice Code symbol Fabriknummer Code symbole Numero de fabrica	Nostro codice Our code Unser kode Notre code Nuestro codiglo	Tipo Type Typ Type Tipo	Codice flangia Flange code Bordscheiben-Code Code flasque Código brida	N. denti N. of teeth Zahnezahl N. bre de dents Cantidad de dientes	Dp	De	Df	Dm	Di	F	L	Foro stock Stock bore Vor bohrung Alesage en stock Agujero de stock	Peso Weight / Gewicht Poids / Peso Kg			
Acciaio / Steel / Stahl Acier / Acero	con flangia / with flanges mit Flanges / avec flasques / con tapetas	14H300	H300014	6F	FL059	14	56,60	55,22	64,0	40	-	85,7	100	11	1,35		
		15H300	H300015	6F	FL060	15	60,64	59,27	66,5	45	-	85,7	100	11	1,55		
		16H300	H300016	6F	FL061	16	64,68	63,31	70,0	45	-	85,7	100	11	1,80		
		17H300	H300017	6F	FL062	17	68,72	67,35	75,0	45	-	85,7	100	11	2,10		
		18H300	H300018	6F	FL063	18	72,77	71,39	79,0	55	-	85,7	100	19	2,38		
		19H300	H300019	6F	FL064	19	76,81	75,44	82,5	60	-	85,7	100	19	2,64		
		20H300	H300020	6F	FL076	20	80,85	79,48	87,0	62	-	85,7	100	19	3,10		
		21H300	H300021	6F	FL066	21	84,89	83,52	91,0	65	-	85,7	100	19	3,32		
		22H300	H300022	6F	FL067	22	88,94	87,56	94,0	68	-	85,7	100	19	3,67		
		23H300	H300023	6F	FL068	23	92,98	91,61	97,0	72	-	85,7	100	19	4,00		
		24H300	H300024	6F	FL070	24	97,02	95,65	102,0	72	-	85,7	100	19	4,40		
		25H300	H300025	6F	FL071	25	101,06	99,69	106,0	72	-	85,7	100	19	4,79		
		26H300	H300026	6F	FL072	26	105,11	103,73	112,0	80	-	85,7	100	19	5,20		
		27H300	H300027	6F	FL074	27	109,15	107,78	115,0	80	-	85,7	100	19	5,60		
		28H300	H300028	6F	FL075	28	113,19	111,82	120,0	80	-	85,7	100	19	5,60		
		29H300	H300029	6F	FL078	29	117,23	115,86	120,0	80	-	85,7	100	19	6,00		
		30H300	H300030	6F	FL078	30	121,28	119,90	128,0	80	-	85,7	100	19	7,00		
		32H300	H300032	6F	FL080	32	129,36	127,99	135,0	80	-	85,7	100	19	7,80		
		33H300	H300033	6F	FL081	33	133,40	132,03	142,0	80	-	85,7	100	19	8,70		
		34H300	H300034	6F	FL081	34	137,45	136,07	142,0	80	-	85,7	100	19	9,70		
		35H300	H300035	6F	FL085	35	141,49	140,12	150,0	80	-	85,7	100	19	9,80		
		36H300	H300036	6WF	FL085	36	145,53	144,16	150,0	80	118	85,7	100	19	9,90		
		38H300	H300038	6WF	FL086	38	153,62	152,24	158,0	80	126	85,7	100	19	11,00		
		40H300	H300040	6WF	FL090	40	161,70	160,33	168,0	80	134	85,7	100	19	12,20		
		42H300	H300042	6WF	FL094	42	169,79	168,41	180,0	80	140	85,7	100	24	13,80		
		Ghisa / Cast iron / Grauguss Fonte / Hierro fundido	senza flangia / without flanges ohne Flanschen / sans flasques / sin tapetas	44H300	H300044	6WF	FL095	44	177,87	176,50	184,0	80	150	85,7	100	24	15,00
				45H300	H300045	6WF	FL096	45	181,91	180,54	192,0	80	154	85,7	100	24	15,20
				48H300	H300048	6WF	FL100	48	194,04	192,67	200,0	90	166	85,7	100	24	11,40
49H300	H300049			6W	-	49	198,08	196,71	-	90	170	85,7	100	24	9,40		
50H300	H300050			6W	-	50	202,13	200,75	-	90	174	85,7	100	24	10,60		
52H300	H300052			6W	-	52	210,21	208,84	-	90	182	85,7	100	24	11,80		
58H300	H300058																

Pulegge per cinghie dentate / Timing belt pulleys

Zahnriemenscheiben / Poulies pour courroies dentées / Poleas para correas dentadas

XH 200 - 7/8" (22,225 mm)

Caratteristiche Features Merkmale Características		Codice Code symbol Fabriknummer Code symbole Numero de fabrica	Nostro codice Our code Unser kode Notre code Nuestro codiglo	Tipo Type Typ Type Tipo	Codice flangia Flange code Bordscheiben-Code Code flasque Código brida	N. denti N. of teeth Zahnezahl Code flaque N. bre de dents Cantidad de dientes	Dp	De	Df	Dm	Di	F	L	Foro stock Stock bore Vor bohrung Alesage en stock Agujero de stock	Peso Weight / Gewicht Poids / Peso Kg		
Acciaio / Steel / Stahl Acier / Acero	con flangia / with flanges con Flanges / avec flasques / con tapetas	18XH200	XH20018	6F	FL155	18	127,34	124,55	140,0	100	-	65	80	24	5,90		
		19XH200	XH20019	6F	FL156	19	134,41	131,62	146,0	100	-	65	80	24	6,50		
		20XH200	XH20020	6F	FL157	20	141,49	138,69	155,0	100	-	65	80	24	7,20		
		21XH200	XH20021	6F	FL158	21	148,56	145,77	160,0	110	-	65	80	24	7,90		
		22XH200	XH20022	6F	FL159	22	155,64	152,84	170,0	110	-	65	80	24	8,70		
		24XH200	XH20024	6F	FL161	24	169,79	166,99	184,0	120	-	65	80	24	10,60		
		25XH200	XH20025	6F	FL162	25	176,86	174,07	188,0	120	-	65	80	24	11,40		
		26XH200	XH20026	6F	FL163	26	183,94	181,14	198,0	120	-	65	80	24	12,20		
		27XH200	XH20027	6F	FL164	27	191,01	188,22	200,0	120	-	65	80	24	13,50		
		28XH200	XH20028	6F	FL165	28	198,08	195,29	212,0	150	-	65	80	24	14,80		
		30XH200	XH20030	6F	FL167	30	212,23	209,44	227,0	150	-	65	80	24	16,60		
		32XH200	XH20032	6WF	FL169	32	226,38	223,59	240,0	150	184	65	80	24	17,90		
		34XH200	XH20034	6WF	FL170	34	240,53	237,74	256,0	150	198	65	80	24	18,20		
		38XH200	XH20038	6WF	FL178	38	268,83	266,03	290,0	150	227	65	100	28	19,00		
		40XH200	XH20040	6WF	FL184	40	282,98	280,18	296,0	150	241	65	100	28	22,10		
		Ghisa / Cast iron / Grauguss Fonte / Hierro fundido	senza flangia / without flanges ohne Flanschen / sans flasques sin tapetas	46XH200	XH20046	6W	-	46	325,42	322,63	-	150	283	65	100	28	26,00
				48XH200	XH20048	6W	-	48	339,57	336,78	-	150	297	65	100	28	27,60
				50XH200	XH20050	6W	-	50	410,32	407,52	-	150	368	65	100	28	27,60
				60XH200	XH20060	6W	-	60	424,47	421,67	-	150	382	65	100	28	22,10
				70XH200	XH20070	6A	-	70	495,21	492,42	-	190	453	65	100	28	39,00
72XH200	XH20072			6A	-	72	509,36	506,56	-	190	467	65	100	28	42,00		
78XH200	XH20078			6A	-	78	551,81	549,01	-	190	510	65	100	28	48,00		
80XH200	XH20080			6A	-	80	565,95	563,16	-	190	524	65	100	28	51,00		
82XH200	XH20082			6A	-	82	580,10	577,31	-	190	538	65	100	28	54,00		
84XH200	XH20084			6A	-	84	594,25	591,46	-	190	552	65	100	28	57,00		
94XH200	XH20094			6A	-	94	665,00	662,20	-	190	623	65	100	28	64,00		
96XH200	XH20096			6A	-	96	679,15	676,35	-	190	637	65	100	28	67,00		
118XH200	XH20118			6A	-	118	834,78	831,99	-	190	792	65	100	28	88,00		
120XH200	XH20120			6A	-	120	848,93	846,14	-	190	806	65	100	28	90,00		

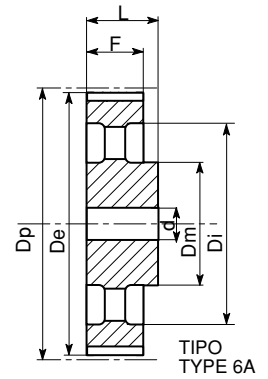
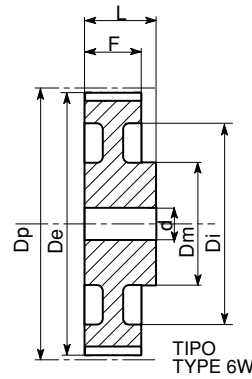
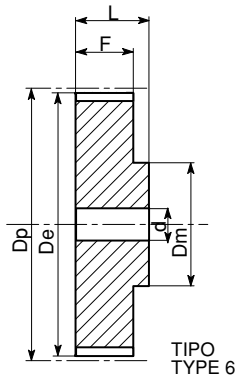
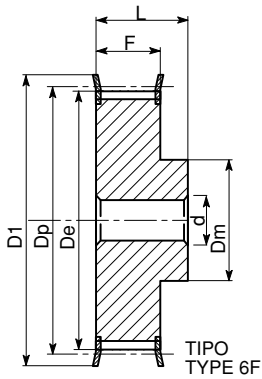
XH 300 - 7/8" (22,225 mm)

Caratteristiche Features Merkmale Características		Codice Code symbol Fabriknummer Code symbole Numero de fabrica	Nostro codice Our code Unser kode Notre code Nuestro codiglo	Tipo Type Typ Type Tipo	Codice flangia Flange code Bordscheiben-Code Code flasque Código brida	N. denti N. of teeth Zahnezahl Code flaque N. bre de dents Cantidad de dientes	Dp	De	Df	Dm	Di	F	L	Foro stock Stock bore Vor bohrung Alesage en stock Agujero de stock	Peso Weight / Gewicht Poids / Peso Kg		
Acciaio / Steel / Stahl Acier / Acero	con flangia / with flanges con Flanges / avec flasques / con tapetas	18XH300	XH30018	6F	FL155	18	127,34	124,55	140,0	100	-	90,5	110	28	8,90		
		19XH300	XH30019	6F	FL156	19	134,41	131,62	146,0	100	-	90,5	110	28	9,20		
		20XH300	XH30020	6F	FL157	20	141,49	138,69	155,0	100	-	90,5	110	28	9,50		
		21XH300	XH30021	6F	FL158	21	148,56	145,77	160,0	110	-	90,5	110	28	10,80		
		22XH300	XH30022	6F	FL159	22	155,64	152,84	170,0	110	-	90,5	110	28	12,10		
		24XH300	XH30024	6F	FL161	24	169,79	166,99	184,0	120	-	90,5	110	28	14,10		
		25XH300	XH30025	6F	FL162	25	176,86	174,07	188,0	120	-	90,5	110	28	15,40		
		26XH300	XH30026	6F	FL163	26	183,94	181,14	198,0	120	-	90,5	110	28	16,70		
		27XH300	XH30027	6F	FL164	27	191,01	188,22	200,0	120	-	90,5	110	28	18,40		
		28XH300	XH30028	6F	FL165	28	198,08	195,29	212,0	150	-	90,5	110	28	20,20		
		30XH300	XH30030	6F	FL167	30	212,23	209,44	227,0	150	-	90,5	110	28	23,80		
		32XH300	XH30032	6WF	FL169	32	226,38	223,59	240,0	150	-	90,5	110	28	26,60		
		34XH300	XH30034	6WF	FL170	34	240,53	237,74	256,0	150	198	90,5	110	28	29,40		
		38XH300	XH30038	6WF	FL178	38	268,83	266,03	290,0	175	227	90,5	120	32	32,00		
		40XH300	XH30040	6WF	FL184	40	282,98	280,18	296,0	175	241	90,5	120	32	37,50		
		Ghisa / Cast iron / Grauguss Fonte / Hierro fundido	senza flangia / without flanges ohne Flanschen / sans flasques sin tapetas	46XH300	XH30046	6W	-	46	325,42	322,63	-	175	283	90,5	120	32	32,50
				48XH300	XH30048	6W	-	48	339,57	336,78	-	175	297	90,5	120	32	34,00
				50XH300	XH30050	6W	-	50	410,32	407,52	-	175	368	90,5	120	32	37,00
				60XH300	XH30060	6W	-	60	424,47	421,67	-	175	382	90,5	120	32	39,00
				70XH300	XH30070	6A	-	70	495,21	492,42	-	175	453	90,5	120	32	53,00
72XH300	XH30072			6A	-	72	509,36	506,56	-	175	467	90,5	120	32	55,00		
78XH300	XH30078			6A	-	78	551,81	549,01	-	175	510	90,5	120	32	62,00		
80XH300	XH30080			6A	-	80	565,95	563,16	-	175	524	90,5	120	32	64,00		
82XH300	XH30082			6A	-	82	580,10	577,31	-	175	538	90,5	120	32	66,00		
84XH300	XH30084			6A	-	84	594,25	591,46	-	175	552	90,5	120	32	69,00		
94XH300	XH30094			6A	-	94	665,00	662,20	-	175	623	90,5	120	32	81,00		
96XH300	XH30096			6A	-	96	679,15	676,35	-	175	637	90,5	120	32	85,00		
118XH300	XH30118			6A	-	118	834,78	831,99	-	175	792	90,5	120	32	116,00		
120XH300	XH30120			6A	-	120	848,93	846,14	-	175	806	90,5	120	32	121,00		

XH 400 - 7/8" (22,225 mm)

Caratteristiche Features Merkmale Características		Codice Code symbol Fabriknummer Code symbole Numero de fabrica	Nostro codice Our code Unser kode Notre code Nuestro codiglo	Tipo Type Typ Type Tipo	Codice flangia Flange code Bordscheiben-Code Code flasque Código brida	N. denti N. of teeth Zahnezahl Code flaque N. bre de dents Cantidad de dientes	Dp	De	Df	Dm	Di	F	L	Foro stock Stock bore Vor bohrung Alesage en stock Agujero de stock	Peso Weight / Gewicht Poids / Peso Kg		
Acciaio / Steel / Stahl Acier / Acero	con flangia / with flanges con Flanges / avec flasques / con tapetas	18XH400	XH40018	6F	FL155	18	127,34	124,55	140,0	100	-	118	132	32	9,50		
		19XH400	XH40019	6F	FL156	19	134,41	131,62	146,0	100	-	118	132	32	10,65		
		20XH400	XH40020	6F	FL157	20	141,49	138,69	155,0	100	-	118	132	32	11,80		
		21XH400	XH40021	6F	FL158	21	148,56	145,77	160,0	110	-	118	132	32	13,20		
		22XH400	XH40022	6F	FL159	22	155,64	152,84	170,0	110	-	118	132	32	14,73		
		24XH400	XH40024	6F	FL161	24	169,79	166,99	184,0	120	-	118	132	32	17,80		
		25XH400	XH40025	6F	FL162	25	176,86	174,07	188,0	120	-	118	132	32	19,40		
		26XH400	XH40026	6F	FL163	26	183,94	181,14	198,0	120	-	118	132	32	21,10		
		27XH400	XH40027	6F	FL164	27	191,01	188,22	200,0	120	-	118	132	32	22,80		
		28XH400	XH40028	6F	FL165	28	198,08	195,29	212,0	150	-	118	132	32	22,60		
		30XH400	XH40030	6F	FL167	30	212,23	209,44	227,0	150	-	118	132	32	28,70		
		32XH400	XH40032	6F	FL169	32	226,38	223,59	240,0	150	-	118	132	32	32,50		
		34XH400	XH40034	6F	FL170	34	240,53	237,74	256,0	150	-	118	132	32	36,50		
		38XH400	XH40038	6WF	FL178	38	268,83	266,03	290,0	150	227	118	132	32	40,00		
		40XH400	XH40040	6WF	FL184	40	282,98	280,18	296,0	150	241	118	132	32	32,90		
		Ghisa / Cast iron / Grauguss Fonte / Hierro fundido	senza flangia / without flanges ohne Flanschen / sans flasques sin tapetas	46XH400	XH40046	6W	-	46	325,42	322,63	-	175	283	118	132	32	38,00
				48XH400	XH40048	6W	-	48	339,57	336,78	-	175	297	118	132	32	41,00
				50XH400	XH40050	6W	-	50	410,32	407,52	-	175	368	118	132	32	

**Pulegge per cinghie dentate / Timing belt pulleys
Zahnriemenscheiben / Poulies pour courroies dentées / Poleas para correas dentadas**



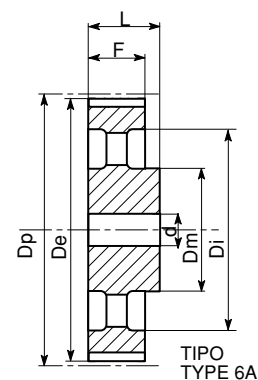
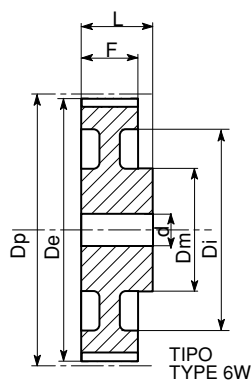
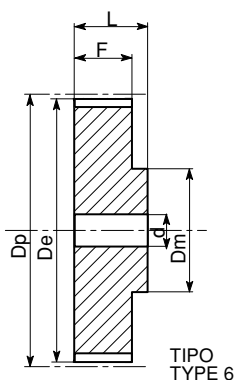
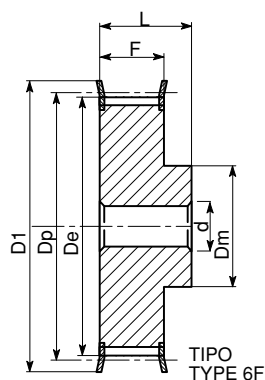
XXH 200 - 1" 1/4 (31,750 mm)

Caratteristiche Features Merkmale Características Características	Codice Code symbol Fabriknummer Code symbole Numero de fabrica	Nostro codice Our code Unser kode Notre code Nuestro codigo	Tipo Type Typ Type Tipo	Codice flangia Flange code Bordscheiben-Code Code flasque Código brida	N. denti N. of teeth Zahnezahl N. bre de dents Cantidad de dientes	Dp	De	Df	Dm	Di	F	L	Foro stock Stock bore Vorbohrung Alesage en stock Agujero de stock	Peso Weight / Gewicht Poids / Peso Kg	
Acciaio / Steel / Stahl Acier / Acero	con flangia / with flanges mit Flanges / avec flasques con tapetas	18XXH200	XXH2018	6F	FL163	18	181,91	178,87	198,0	140	-	64,2	100	28	14,2
		19XXH200	XXH2019	6F	FL164	19	192,02	188,97	205,0	140	-	64,2	100	28	15,8
		20XXH200	XXH2020	6F	FL165	20	202,13	199,08	212,0	150	-	64,2	100	28	17,3
		21XXH200	XXH2021	6F	FL167	21	212,23	209,19	227,0	150	-	64,2	100	28	18,5
		22XXH200	XXH2022	6F	FL169	22	222,34	219,29	240,0	150	-	64,2	100	28	20,0
		24XXH200	XXH2024	6	-	24	242,55	239,50	-	150	-	64,2	100	28	23,6
Ghisa / Cast iron / Grauguss Fonte / Hierro fundido	senza flangia / without flanges ohne Flanschen / sans flasques sin tapetas	25XXH200	XXH2025	6W	-	25	252,66	249,61	-	150	196	64,2	100	28	18,0
		26XXH200	XXH2026	6W	-	26	262,76	259,79	-	150	207	64,2	100	28	20,0
		27XXH200	XXH2027	6W	-	27	272,87	269,82	-	150	216	64,2	100	28	24,0
		30XXH200	XXH2030	6W	-	30	303,19	300,14	-	150	247	64,2	100	28	26,0
		34XXH200	XXH2034	6W	-	34	343,62	340,57	-	150	287	64,2	100	28	31,8
		40XXH200	XXH2040	6W	-	40	404,25	401,21	-	150	348	64,2	100	28	43,0
		48XXH200	XXH2048	6W	-	48	485,10	482,06	-	175	429	64,2	100	32	60,4
		60XXH200	XXH2060	6A	-	60	606,38	603,33	-	175	547	64,2	120	32	100,0
		72XXH200	XXH2072	6A	-	72	727,66	724,61	-	175	668	64,2	120	38	130,0
		90XXH200	XXH2090	6A	-	90	909,57	906,52	-	175	850	64,2	120	38	156,0

XXH 300 - 1" 1/4 (31,750 mm)

Caratteristiche Features Merkmale Características Características	Codice Code symbol Fabriknummer Code symbole Numero de fabrica	Nostro codice Our code Unser kode Notre code Nuestro codigo	Tipo Type Typ Type Tipo	Codice flangia Flange code Bordscheiben-Code Code flasque Código brida	N. denti N. of teeth Zahnezahl N. bre de dents Cantidad de dientes	Dp	De	Df	Dm	Di	F	L	Foro stock Stock bore Vorbohrung Alesage en stock Agujero de stock	Peso Weight / Gewicht Poids / Peso Kg	
Acciaio / Steel / Stahl Acier / Acero	con flangia / with flanges mit Flanges / avec flasques con tapetas	18XXH300	XXH30018	6F	FL163	18	181,91	178,87	198,0	140	-	91,4	110	28	16,0
		19XXH300	XXH30019	6F	FL164	19	192,02	188,97	205,0	140	-	91,4	110	28	18,4
		20XXH300	XXH30020	6F	FL165	20	202,13	199,08	212,0	150	-	91,4	110	28	20,4
		21XXH300	XXH30021	6F	FL167	21	212,23	209,19	227,0	150	-	91,4	110	28	22,0
		22XXH300	XXH30022	6F	FL169	22	222,34	219,29	240,0	150	-	91,4	110	28	25,0
		24XXH300	XXH30024	6	-	24	242,55	239,50	-	150	-	91,4	110	28	29,2
Ghisa / Cast iron / Grauguss Fonte / Hierro fundido	senza flangia / without flanges ohne Flanschen / sans flasques sin tapetas	25XXH300	XXH30025	6W	-	25	252,66	249,61	-	150	196	91,4	110	28	24,6
		26XXH300	XXH30026	6W	-	26	262,76	259,79	-	150	207	91,4	110	28	27,0
		27XXH300	XXH30027	6W	-	27	272,87	269,82	-	150	216	91,4	110	28	29,0
		30XXH300	XXH30030	6W	-	30	303,19	300,14	-	150	247	91,4	110	28	31,0
		34XXH300	XXH30034	6W	-	34	343,62	340,57	-	150	287	91,4	110	28	39,0
		40XXH300	XXH30040	6W	-	40	404,25	401,21	-	150	348	91,4	110	28	45,0
		48XXH300	XXH30048	6W	-	48	485,10	482,06	-	175	429	91,4	110	32	60,0
		60XXH300	XXH30060	6A	-	60	606,38	603,33	-	175	547	91,4	120	32	100,0
		72XXH300	XXH30072	6A	-	72	727,66	724,61	-	175	668	91,4	120	38	135,0
		90XXH300	XXH30090	6A	-	90	909,57	906,52	-	175	850	91,4	120	38	160,0

Pulegge per cinghie dentate / Timing belt pulleys Zahnriemenscheiben / Poulies pour courroies dentées / Poleas para correas dentadas



XXH 400 - 1" 1/4 (31,750 mm)

Caratteristiche Features Merkmal Características	Codice Code symbol Fabriknummer Code symbole Numero de fabrica	Nostro codice Our code Unser code Notre code Nuestro codigo	Tipo Type Typ Type Tipo	Codice flangia Flange code Bordscheiben-Code Code flasque Código brida	N. denti N. of teeth Zahnezahl N. bre de dents Cantidad de dientes	Dp	De	Df	Dm	Di	F	L	Foro stock Stock bore Vorbohrung Alesage en stock Agujero de stock	Peso Weight / Gewicht Poids / Peso Kg	
Acciaio / Steel / Stahl Acier / Acero	con flangia / with flanges mit Flanges / avec flasques con tapetas	18XXH400	XXH4018	6F	FL163	18	181,91	178,87	198,0	140	-	120,7	140	32	20,8
		19XXH400	XXH4019	6F	FL164	19	192,02	188,97	205,0	140	-	120,7	140	32	24,0
		20XXH400	XXH4020	6F	FL165	20	202,13	199,08	212,0	150	-	120,7	140	32	26,0
		21XXH400	XXH4021	6F	FL167	21	212,23	209,19	227,0	150	-	120,7	140	32	28,5
		22XXH400	XXH4022	6F	FL169	22	222,34	219,29	240,0	150	-	120,7	140	32	31,6
		24XXH400	XXH4024	6	-	24	242,55	239,50	-	150	-	120,7	140	32	35,0
Ghisa / Cast iron / Grauguss Fonte / Hierro fundido	senza flangia / without flanges ohne Flanschen / sans flasques sin tapetas	25XXH400	XXH4025	6W	-	25	252,66	249,61	-	150	196	120,7	140	32	28,0
		26XXH400	XXH4026	6W	-	26	262,76	259,79	-	150	207	120,7	140	32	32,4
		27XXH400	XXH4027	6W	-	27	272,87	269,82	-	150	216	120,7	140	32	34,0
		30XXH400	XXH4030	6W	-	30	303,19	300,14	-	185	247	120,7	140	32	36,0
		34XXH400	XXH4034	6W	-	34	343,62	340,57	-	185	287	120,7	140	32	47,6
		40XXH400	XXH4040	6W	-	40	404,25	401,21	-	185	348	120,7	140	32	65,0
		48XXH400	XXH4048	6W	-	48	485,10	482,06	-	185	429	120,7	140	38	80,5
		60XXH400	XXH4060	6A	-	60	606,38	603,33	-	185	547	120,7	140	38	108,0
		72XXH400	XXH4072	6A	-	72	727,66	724,61	-	220	668	120,7	140	38	140,0
		90XXH400	XXH4090	6A	-	90	909,57	906,52	-	220	850	120,7	140	38	170,0

XXH 500 - 1" 1/4 (31,750 mm)

Caratteristiche Features Merkmal Características	Codice Code symbol Fabriknummer Code symbole Numero de fabrica	Nostro codice Our code Unser code Notre code Nuestro codigo	Tipo Type Typ Type Tipo	Codice flangia Flange code Bordscheiben-Code Code flasque Código brida	N. denti N. of teeth Zahnezahl N. bre de dents Cantidad de dientes	Dp	De	Df	Dm	Di	F	L	Foro stock Stock bore Vorbohrung Alesage en stock Agujero de stock	Peso Weight / Gewicht Poids / Peso Kg	
Acciaio / Steel / Stahl Acier / Acero	con flangia / with flanges mit Flanges / avec flasques con tapetas	18XXH500	XXH5018	6F	FL163	18	181,91	178,87	198,0	140	—	145,3	168	32	24,0
		19XXH500	XXH5019	6F	FL164	19	192,02	188,97	205,0	140	—	145,3	168	32	28,0
		20XXH500	XXH5020	6F	FL165	20	202,13	199,08	212,0	150	—	145,3	168	32	31,4
		21XXH500	XXH5021	6F	FL167	21	212,23	209,19	227,0	150	—	145,3	168	32	34,0
		22XXH500	XXH5022	6F	FL169	22	222,34	219,29	240,0	150	—	145,3	168	32	38,3
		24XXH500	XXH5024	6	-	24	242,55	239,50	-	150	—	145,3	168	32	45,0
Ghisa / Cast iron / Grauguss Fonte / Hierro fundido	senza flangia / without flanges ohne Flanschen / sans flasques sin tapetas	25XXH500	XXH5025	6W	-	25	252,66	249,61	-	150	196	145,3	168	32	36,0
		26XXH500	XXH5026	6W	-	26	262,76	259,79	-	150	207	145,3	168	32	37,5
		27XXH500	XXH5027	6W	-	27	272,87	269,82	-	150	216	145,3	168	32	42,0
		30XXH500	XXH5030	6W	-	30	303,19	300,14	-	215	247	145,3	168	32	46,8
		34XXH500	XXH5034	6W	-	34	343,62	340,57	-	215	287	145,3	168	32	57,0
		40XXH500	XXH5040	6W	-	40	404,25	401,21	-	215	348	145,3	168	32	68,0
		48XXH500	XXH5048	6W	-	48	485,10	482,06	-	215	429	145,3	168	38	88,8
		60XXH500	XXH5060	6A	-	60	606,38	603,33	-	240	547	145,3	120	38	99,8
		72XXH500	XXH5072	6A	-	72	727,66	724,61	-	240	668	145,3	120	38	172,0
		90XXH500	XXH5090	6A	-	90	909,57	906,52	-	240	850	145,3	120	38	242,5

Barre dentate standard / Standard toothed bars Standard Zahnriemenstangen / Barreaux dentés standard / Barras dentadas de serie

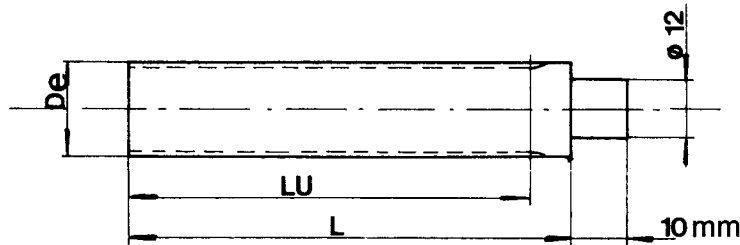
Le barre dentate XL e L sono costruite in acciaio C45E e in alluminio 6082 T6, adatte alla anodizzazione. Le barre MXL sono costruite solo in alluminio.

The timing bars XL and L are made of steel C45E and of aluminium 6082 T6, suitable for anodic treatment, whereas the bars MXL are made of aluminium only.

Die stangen XL und L sind aus stahl C45E und aluminium 6082 T6 geeignet fuer anodischen oxydation. Die stangen MXL werden nur aus aluminium gefertigt.

Les barreaux dentes XL et L sont fabriqués en acier C45E et en aluminium 6082 T6, apte au traitement anodi = que, tandis que les barreaux MXL ne sont fabriqués qu'en aluminium.

Las barras dentadas XL y L se construyen en acero C45E y en aluminio 6082 T6 para la oxidacion anodica, mientras que las barras MXL solo se fabrican en aluminio.



MXL - 0.080" (mm 2,032)

XL - 1/5" (mm 5,08)

L - 3/8" (mm 9,525)

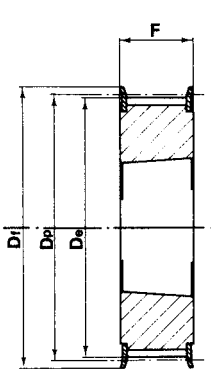
Codice Code symbol Fabriknummer Code symbole Numero de fabrica	Nostro codice Our code Unser kode Notre code Nuestro codigo		N. denti N. of teeth Zahnezahl N. bre de dents Cantidad de dientes	De	LU	L	Codice Code symbol Fabriknummer Code symbole Numero de fabrica	Nostro codice Our code Unser kode Notre code Nuestro codigo		N. denti N. of teeth Zahnezahl N. bre de dents Cantidad de dientes	De	LU	L	Codice Code symbol Fabriknummer Code symbole Numero de fabrica	Nostro codice Our code Unser kode Notre code Nuestro codigo		N. denti N. of teeth Zahnezahl N. bre de dents Cantidad de dientes	De	LU	L
	AL	C45E						AL	C45E						AL	C45E				
MXL 11	BMXL 011		11	6,60	50	75	XL 10	BXLA 010	BXLC 010	10	15,66	125	140	L 10	BOLA 010	BOLC 010	10	29,56	140	140
MXL 12	BMXL 012		12	7,26	50	75	XL 11	BXLA 011	BXLC 011	11	17,28	125	140	L 11	BOLA 011	BOLC 011	11	32,59	140	140
MXL 13	BMXL 013		13	7,90	50	75	XL 12	BXLA 012	BXLC 012	12	18,90	125	140	L 12	BOLA 012	BOLC 012	12	35,62	160	160
MXL 14	BMXL 014		14	8,56	50	75	XL 13	BXLA 013	BXLC 013	13	20,51	125	140	L 13	BOLA 013	BOLC 013	13	38,65	160	160
MXL 15	BMXL 015		15	9,19	50	75	XL 14	BXLA 014	BXLC 014	14	22,13	132	140	L 14	BOLA 014	BOLC 014	14	41,68	160	160
MXL 16	BMXL 016		16	9,83	50	75	XL 15	BXLA 015	BXLC 015	15	23,75	132	140	L 15	BOLA 015	BOLC 015	15	44,72	160	160
MXL 17	BMXL 017		17	10,49	50	75	XL 16	BXLA 016	BXLC 016	16	25,36	140	140	L 16	BOLA 016	BOLC 016	16	47,75	160	160
MXL 18	BMXL 018		18	11,12	50	75	XL 17	BXLA 017	BXLC 017	17	26,98	140	140	L 17	BOLA 017	BOLC 017	17	50,78	160	160
MXL 19	BMXL 019		19	11,78	90	120	XL 18	BXLA 018	BXLC 018	18	28,60	140	140	L 18	BOLA 018	BOLC 018	18	53,81	160	160
MXL 20	BMXL 020		20	12,42	90	120	XL 19	BXLA 019	BXLC 019	19	30,22	140	140	L 19	BOLA 019	BOLC 019	19	56,84	160	160
MXL 21	BMXL 021		21	13,08	90	120	XL 20	BXLA 020	BXLC 020	20	31,83	140	140	L 20	BOLA 020	BOLC 020	20	59,88	160	160
MXL 22	BMXL 022		22	13,72	125	140	XL 21	BXLA 021	BXLC 021	21	33,45	160	160	L 21	BOLA 021	BOLC 021	21	62,91	160	160
MXL 23	BMXL 023		23	14,38	125	140	XL 22	BXLA 022	BXLC 022	22	35,07	160	160	L 22	BOLA 022	BOLC 022	22	65,94	160	160
MXL 24	BMXL 024		24	15,01	125	140	XL 23	BXLA 023	BXLC 023	23	36,60	160	160	L 23	BOLA 023	BOLC 023	23	68,97	160	160
MXL 25	BMXL 025		25	15,67	125	140	XL 24	BXLA 024	BXLC 024	24	38,30	160	160	L 24	BOLA 024	BOLC 024	24	72,00	160	160
MXL 26	BMXL 026		26	16,31	125	140	XL 25	BXLA 025	BXLC 025	25	39,93	160	160	L 27	BOLA 027	BOLC 027	27	81,10	160	160
MXL 27	BMXL 027		27	16,94	125	140	XL 26	BXLA 026	BXLC 026	26	41,53	160	160	L 30	BOLA 030	BOLC 030	30	90,20	160	160
MXL 28	BMXL 028		28	16,70	125	140	XL 27	BXLA 027	BXLC 027	27	43,15	160	160							
MXL 29	BMXL 029		29	18,24	125	140	XL 28	BXLA 028	BXLC 028	28	44,77	160	160							
MXL 30	BMXL 030		30	18,90	125	140	XL 29	BXLA 029	BXLC 029	29	46,39	160	160							
MXL 32	BMXL 032		32	20,19	125	140	XL 30	BXLA 030	BXLC 030	30	48,00	160	160							
MXL 34	BMXL 034		34	21,49	125	140	XL 32	BXLA 032	BXLC 032	32	51,24	160	160							
MXL 35	BMXL 035		35	22,12	132	140	XL 34	BXLA 034	BXLC 034	34	54,47	160	160							
MXL 36	BMXL 036		36	22,78	132	140	XL 35	BXLA 035	BXLC 035	35	56,09	160	160							
MXL 38	BMXL 038		38	24,08	132	140	XL 36	BXLA 036	BXLC 036	36	57,70	160	160							
MXL 40	BMXL 040		40	25,37	132	140	XL 38	BXLA 038	BXLC 038	38	60,94	160	160							
MXL 42	BMXL 042		42	26,67	140	140	XL 40	BXLA 040	BXLC 040	40	64,17	160	160							
MXL 44	BMXL 044		44	27,94	140	140	XL 42	BXLA 042	BXLC 042	42	67,41	160	160							
MXL 45	BMXL 045		45	28,60	140	140	XL 44	BXLA 044	BXLC 044	44	70,64	160	160							
MXL 48	BMXL 048		48	30,53	140	140	XL 45	BXLA 045	BXLC 045	45	72,26	160	160							
MXL 50	BMXL 050		50	31,83	140	140	XL 48	BXLA 048	BXLC 048	48	77,11	160	160							
MXL 60	BMXL 060		60	38,30	160	160	XL 50	BXLA 050	BXLC 050	50	80,33	160	160							
MXL 64	BMXL 064		64	40,89	160	160	XL 60	BXLA 060	BXLC 060	60	96,51	160	160							
MXL 65	BMXL 065		65	41,53	160	160	XL 64	BXLA 064	BXLC 064	64	102,95	160	160							
MXL 70	BMXL 070		70	44,78	160	160	XL 65	BXLA 065	BXLC 065	65	104,56	160	160							
MXL 72	BMXL 072		72	46,05	160	160	XL 70	BXLA 070	BXLC 070	70	112,68	160	160							
MXL 75	BMXL 075		75	48,01	160	160	XL 72	BXLA 072	BXLA 072	72	115,92	160	160							
MXL 90	BMXL 090		90	57,71	160	160														
MXL 110	BMXL 110		110	70,64	160	160														



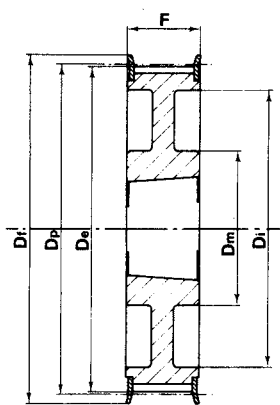
PULEGGE DENTATE PER BUSSOLA CONICA

Timing belt pulleys for taper bushes
Zahnriemenscheiben für Spannbüchsen
Poulies dentées à moyeu amovible
Poleas dentadas para casquillos cónicos

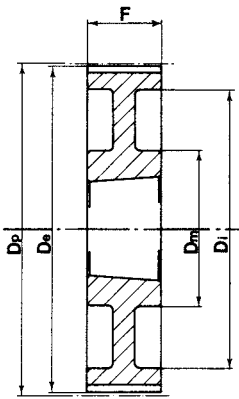
Pulegge dentate per bussola conica / Timing belt pulleys for taper bushes
 Zahnriemenscheiben für Spannbüchsen / Poulies dentées à moyeu amovible
 Poleas dentadas para casquillos cónicos (taper)



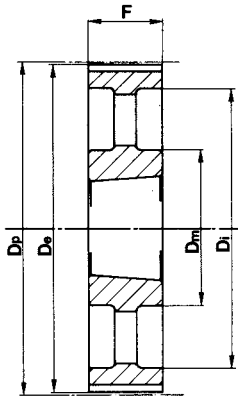
Tipo / Type
3F



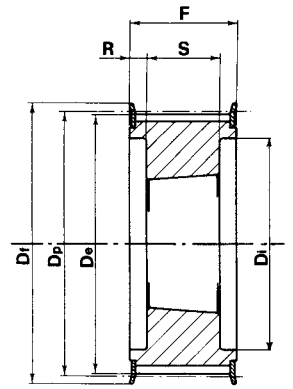
Tipo / Type
3WF



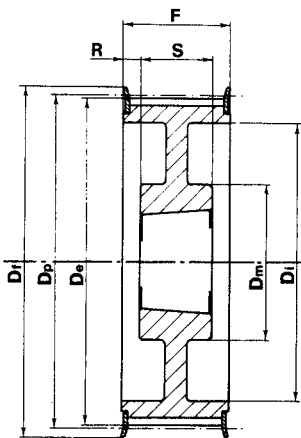
Tipo / Type
3W



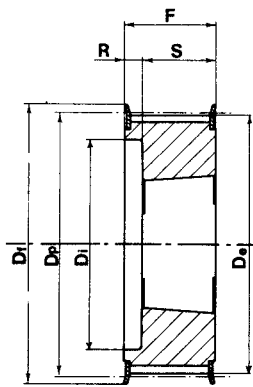
Tipo / Type
3A



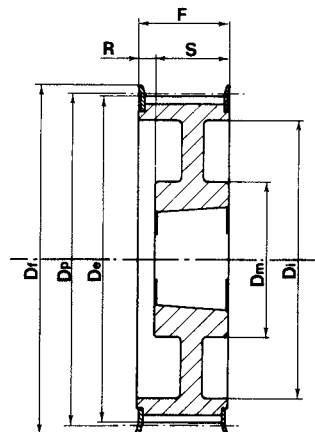
Tipo / Type
4F



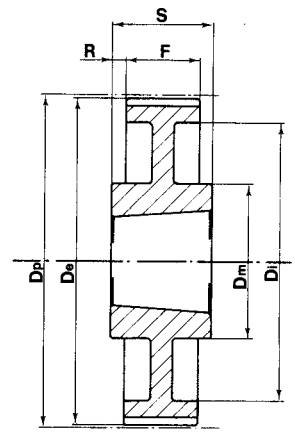
Tipo / Type
4WF



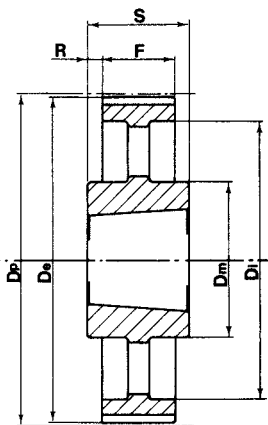
Tipo / Type
5F



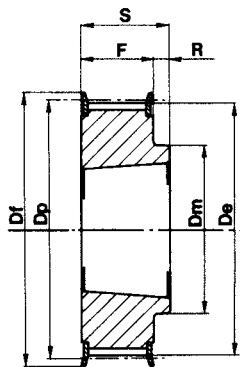
Tipo / Type
5WF



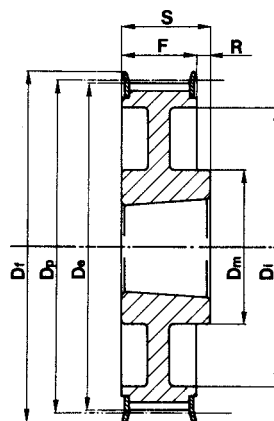
Tipo / Type
7W



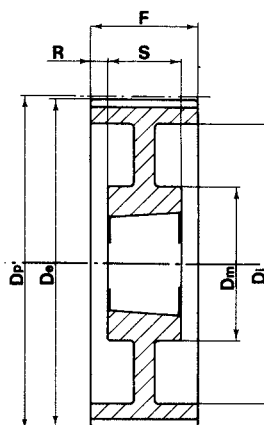
Tipo / Type
7A



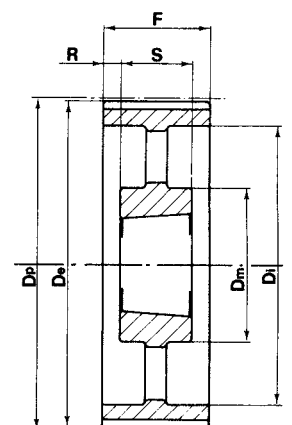
Tipo / Type
8F



Tipo / Type
8WF



Tipo / Type
9W



Tipo / Type
9A

Pulegge dentate per bussola conica / Timing belt pulleys for taper bushes
Zahnriemenscheiben für Spannbüchsen / Poulies dentées à moyeu amovible
Poleas dentadas para casquillos cónicos (taper)

L 050 - 3/8" (9,525 mm)

Caratteristiche Features Merkmale Características	Codice Code symbol Fabriknummer Code symbole Numero de fabrica	Nostro codice Our code Unser kode Notre code Nuestro codigo	Tipo Type Typ Type Tipo	Codice flangia Flange code Bordscheiben-Code Code flasque Código brida	Bussola Bush Buchse Moyeu Casquillo	Foro max. Max. Bore Max. Bohrung Alesage max. Agujero max.	Dp	De	Df	Dm	Di	F	S	R	Peso Weight / Gewicht Poids / Peso Kg	
Acciaio / Steel / Stahl Acier / Acero	con flangia / with flanges mit Flanges / avec flasques / con tapetas	18L050	TL50018	8F	FL058	1108	28	54,57	53,81	60,0	45	-	19,0	22,0	3,0	0,2
		19L050	TL50019	8F	FL059	1108	28	57,61	56,84	64,0	45	-	19,0	22,0	3,0	0,2
		20L050	TL50020	8F	FL060	1108	28	60,64	59,88	66,5	48	-	19,0	22,0	3,0	0,2
		21L050	TL50021	8F	FL061	1108	28	63,67	62,91	70,0	48	-	19,0	22,0	3,0	0,3
		22L050	TL50022	8F	FL062	1108	28	66,70	65,94	75,0	51	-	19,0	22,0	3,0	0,3
		23L050	TL50023	8F	FL063	1108	28	69,73	68,97	79,0	54	-	19,0	22,0	3,0	0,4
		24L050	TL50024	8F	FL063	1108	28	72,77	72,00	79,0	54	-	19,0	22,0	3,0	0,4
		25L050	TL50025	8F	FL064	1108	28	75,80	75,04	82,5	56	-	19,0	22,0	3,0	0,5
		26L050	TL50026	8F	FL065	1108	28	78,83	78,07	86,0	60	-	19,0	22,0	3,0	0,5
		27L050	TL50027	8F	FL065	1108	28	81,86	81,10	86,0	62	-	19,0	22,0	3,0	0,6
		28L050	TL50028	8F	FL066	1108	28	84,89	84,13	91,0	65	-	19,0	22,0	3,0	0,6
		30L050	TL50030	8F	FL068	1108	28	90,96	90,20	97,0	70	-	19,0	22,0	3,0	0,8
		32L050	TL50032	8F	FL070	1108	28	97,02	96,26	102,0	74	-	19,0	22,0	3,0	0,9
		36L050	TL50036	8F	FL074	1108	28	109,15	108,39	115,0	85	-	19,0	22,0	3,0	1,2
		40L050	TL50040	8F	FL078	1610	42	121,28	120,51	128,0	88	-	19,0	25,0	6,0	1,5
		44L050	TL50044	8WF	FL081	1610	42	133,40	132,64	142,0	88	110	19,0	25,0	6,0	1,8
48L050	TL50048	8WF	FL085	1610	42	145,53	144,77	150,0	88	120	19,0	25,0	6,0	2,3		
Ghisa / Cast iron Grauguss / Fonte Hierro fundido	senza flangia / without flanges ohne Flanschen sans flasques / sin tapetas	60L050	TL50060	7W	-	1610	42	181,91	181,15	-	92	166	19,0	25,0	3,0	2,0
		72L050	TL50072	7A	-	1610	42	218,30	217,53	-	92	202	19,0	25,0	3,0	3,0
		84L050	TL50084	7A	-	1610	42	254,68	253,90	-	92	236	19,0	25,0	3,0	4,0
		96L050	TL50096	7A	-	2012	50	291,06	290,30	-	106	270	19,0	32,0	6,5	5,5
		120L050	TL50120	7A	-	2012	50	363,83	363,07	-	106	343	19,0	32,0	6,5	6,8

Pulegge dentate per bussola conica / Timing belt pulleys for taper bushes
Zahnriemenscheiben für Spannbüchsen / Poulies dentées à moyeu amovible
Poleas dentadas para casquillos cónicos (taper)

L 075 - 3/8" (9,525 mm)

Caratteristiche Features Merkmale Características	Codice Code symbol Fabriknummer Code symbole Numero de fabrica	Nostro codice Our code Unser kode Notre code Nuestro codiggo	Tipo Type Typ Type Tipo	Codice flangia Flange code Bordscheiben-Code Code flasque Código brida	Bussola Bush Buchse Moyeu Casquillo	Foro max. Max. Bore Max. Bohrung Alesage max. Agujero max.	Dp	De	Df	Dm	Di	F	S	R	Peso Weight / Gewicht Poids / Peso Kg	
Acciaio / Steel / Stahl Acier / Acero	con flangia / with flanges mit Flanges / avec flasques / con tapetas	18L075	TL75018	3F	FL058	1108	28	54,57	53,81	60,0	-	-	25,0	25,0	-	0,2
		19L075	TL75019	3F	FL059	1108	28	57,61	56,84	64,0	-	-	25,0	25,0	-	0,3
		20L075	TL75020	3F	FL060	1108	28	60,64	59,88	66,5	-	-	25,0	25,0	-	0,3
		21L075	TL75021	3F	FL061	1108	28	63,67	62,91	70,0	-	-	25,0	25,0	-	0,4
		22L075	TL75022	3F	FL062	1108	28	66,70	65,94	75,0	-	-	25,0	25,0	-	0,4
		23L075	TL75023	3F	FL063	1108	28	69,73	68,97	79,0	-	-	25,0	25,0	-	0,4
		24L075	TL75024	3F	FL063	1108	28	72,77	72,00	79,0	-	-	25,0	25,0	-	0,5
		25L075	TL75025	3F	FL064	1108	28	75,80	75,04	82,5	-	-	25,0	25,0	-	0,6
		26L075	TL75026	3F	FL065	1108	28	78,83	78,07	86,0	-	-	25,0	25,0	-	0,6
		27L075	TL75027	3F	FL065	1108	28	81,86	81,10	86,0	-	-	25,0	25,0	-	0,7
		28L075	TL75028	3F	FL066	1108	28	84,89	84,13	91,0	-	-	25,0	25,0	-	0,7
		30L075	TL75030	3F	FL068	1108	28	90,96	90,20	97,0	-	-	25,0	25,0	-	0,9
		32L075	TL75032	3F	FL070	1108	28	97,02	96,26	102,0	-	-	25,0	25,0	-	1,0
		36L075	TL75036	3F	FL074	1610	42	109,15	108,39	115,0	-	-	25,0	25,0	-	1,2
		40L075	TL75040	3F	FL078	1610	42	121,28	120,51	128,0	-	-	25,0	25,0	-	1,7
44L075	TL75044	3WF	FL081	1610	42	133,40	132,64	142,0	90	110	25,0	25,0	-	2,1		
48L075	TL75048	3WF	FL085	1610	42	145,53	144,77	150,0	92	120	25,0	25,0	-	2,5		
Ghisa / Cast iron Grauguss / Fonte Hierro fundido	senza flangia without flanges ohne Flanschen sans flasques sin tapetas	60L075	TL75060	3W	-	1610	42	181,91	181,15	-	92	166	25,0	25,0	-	3,0
		72L075	TL75072	3A	-	1610	42	218,30	217,53	-	92	202	25,0	25,0	-	4,0
		84L075	TL75084	7A	-	2012	50	254,68	253,90	-	92	236	25,0	32,0	3,5	5,2
		96L075	TL75096	7A	-	2012	50	291,06	290,30	-	106	270	25,0	32,0	3,5	6,5
		120L075	TL75120	7A	-	2012	50	363,83	363,07	-	106	343	25,0	32,0	3,5	7,6

L 100 - 3/8" (9,525 mm)

Caratteristiche Features Merkmale Características	Codice Code symbol Fabriknummer Code symbole Numero de fabrica	Nostro codice Our code Unser kode Notre code Nuestro codiggo	Tipo Type Typ Type Tipo	Codice flangia Flange code Bordscheiben-Code Code flasque Código brida	Bussola Bush Buchse Moyeu Casquillo	Foro max. Max. Bore Max. Bohrung Alesage max. Agujero max.	Dp	De	Df	Dm	Di	F	S	R	Peso Weight / Gewicht Poids / Peso Kg	
Acciaio / Steel / Stahl Acier / Acero	con flangia / with flanges mit Flanges / avec flasques / con tapetas	18L100	TL10018	5F	FL058	1108	28	54,57	53,81	60,0	-	38	31,0	22,0	9,0	0,2
		19L100	TL10019	5F	FL059	1108	28	57,61	56,84	64,0	-	38	31,0	22,0	9,0	0,3
		20L100	TL10020	5F	FL060	1108	28	60,64	59,88	66,5	-	45	31,0	22,0	9,0	0,4
		21L100	TL10021	5F	FL061	1108	28	63,67	62,91	70,0	-	45	31,0	22,0	9,0	0,4
		22L100	TL10022	5F	FL062	1108	28	66,70	65,94	75,0	-	48	31,0	22,0	9,0	0,4
		23L100	TL10023	5F	FL063	1108	28	69,73	68,97	79,0	-	52	32,0	22,0	10,0	0,5
		24L100	TL10024	5F	FL063	1108	28	72,77	72,00	79,0	-	52	32,0	22,0	10,0	0,6
		25L100	TL10025	5F	FL064	1108	28	75,80	75,04	82,5	-	54	32,0	22,0	10,0	0,6
		26L100	TL10026	5F	FL065	1108	28	78,83	78,07	86,0	-	60	32,0	22,0	10,0	0,7
		27L100	TL10027	5F	FL065	1108	28	81,86	81,10	86,0	-	60	32,0	22,0	10,0	0,8
		28L100	TL10028	5F	FL066	1108	28	84,89	84,13	91,0	-	65	32,0	22,0	10,0	0,8
		30L100	TL10030	5F	FL068	1210	32	90,96	90,20	97,0	-	71	32,0	25,0	7,0	0,9
		32L100	TL10032	5F	FL070	1210	32	97,02	96,26	102,0	-	75	32,0	25,0	7,0	1,0
		36L100	TL10036	5F	FL074	1610	42	109,15	108,39	115,0	-	86	32,0	25,0	7,0	1,4
		40L100	TL10040	5F	FL078	1610	42	121,28	120,51	128,0	-	96	32,0	25,0	7,0	1,7
44L100	TL10044	5WF	FL081	1610	42	133,40	132,64	142,0	90	110	32,0	25,0	7,0	2,3		
48L100	TL10048	5WF	FL085	1610	42	145,53	144,77	150,0	92	120	32,0	25,0	7,0	2,7		
Ghisa / Cast iron Grauguss / Fonte Hierro fundido	senza flangia without flanges ohne Flanschen sans flasques sin tapetas	60L100	TL10060	9W	-	1610	42	181,91	181,15	-	92	166	32,0	25,0	3,5	2,4
		72L100	TL10072	3A	-	2012	50	218,30	217,53	-	92	202	32,0	32,0	-	4,4
		84L100	TL10084	3A	-	2012	50	254,68	253,90	-	92	236	32,0	32,0	-	6,0
		96L100	TL10096	3A	-	2012	50	291,06	290,30	-	106	270	32,0	32,0	-	7,1
		120L100	TL10120	3A	-	2012	50	363,83	363,07	-	106	343	32,0	32,0	-	8,5

Pulegge dentate per bussola conica / Timing belt pulleys for taper bushes
Zahnriemenscheiben für Spannbüchsen / Poulies dentées à moyeu amovible
Poleas dentadas para casquillos cónicos (taper)

H 100 - 1/2" (12,7 mm)

Caratteristiche Features Merkmale Características	Codice Code symbol Fabriknummer Code symbole Numero de fabrica	Nostro codice Our code Unser kode Notre code Nuestro codiglo	Tipo Type Typ Type Tipo	Codice flangia Flange code Bordscheiben-Code Code flasque Código brida	Bussola Bush Buchse Moyeu Casquillo	Foro max. Max. Bore Max. Bohrung Alesage max. Agujero max.	Dp	De	Df	Dm	Di	F	S	R	Peso Weight / Gewicht Poids / Peso Kg	
Acciaio / Steel / Stahl Acier / Acero	con flangia / with flanges mit Flanges / avec flasques / con tapetas	16H100	TH10016	5F	FL061	1108	28	64,68	63,31	70,0	-	45	31,0	22,0	9,0	0,4
		18H100	TH10018	5F	FL063	1210	32	72,77	71,39	79,0	-	52	31,0	25,0	6,0	0,5
		19H100	TH10019	5F	FL064	1210	32	76,81	75,44	82,5	-	56	31,0	25,0	6,0	0,6
		20H100	TH10020	5F	FL076	1210	32	80,55	79,48	87,0	-	60	31,0	25,0	6,0	0,7
		21H100	TH10021	5F	FL066	1210	32	84,89	83,52	91,0	-	64	32,0	25,0	7,0	0,8
		22H100	TH10022	5F	FL067	1210	32	88,94	87,56	94,0	-	67	32,0	25,0	7,0	0,9
		23H100	TH10023	5F	FL068	1610	42	92,98	91,61	97,0	-	70	32,0	25,0	7,0	0,9
		24H100	TH10024	5F	FL070	1610	42	97,02	95,65	102,0	-	74	32,0	25,0	7,0	1,0
		25H100	TH10025	5F	FL071	1610	42	101,06	99,69	106,0	-	77	32,0	25,0	7,0	1,0
		26H100	TH10026	5F	FL072	1610	42	105,11	103,73	112,0	-	82	32,0	25,0	7,0	1,2
		27H100	TH10027	5F	FL074	1610	42	109,15	107,78	115,0	-	85	32,0	25,0	7,0	1,3
		28H100	TH10028	5F	FL075	1610	42	113,19	111,82	120,0	-	90	32,0	25,0	7,0	1,5
		30H100	TH10030	5F	FL078	1610	42	121,28	119,90	128,0	-	98	32,0	25,0	7,0	1,7
		32H100	TH10032	5WF	FL080	1610	42	129,36	127,99	135,0	80	106	32,0	25,0	7,0	2,0
		36H100	TH10036	5WF	FL085	1610	42	145,53	144,16	150,0	92	121	32,0	25,0	7,0	2,7
		40H100	TH10040	5WF	FL090	1610	42	161,70	160,33	168,0	92	138	32,0	25,0	7,0	3,6
44H100	TH10044	3WF	FL095	2012	50	177,87	176,50	184,0	106	152	32,0	32,0	-	3,8		
48H100	TH10048	3WF	FL100	2012	50	194,04	192,67	200,0	106	169	32,0	32,0	-	3,2		
Ghisa / Cast iron Grauguss / Fonte Hierro fundido	senza flangia without flanges ohne Flanschen sans flasques sin tapetas	60H100	TH10060	9A	-	2012	50	242,55	241,18	-	92	223	34,0	32,0	1,0	4,8
		72H100	TH10072	9A	-	2012	50	291,06	289,69	-	92	270	34,0	32,0	1,0	5,7
		84H100	TH10084	9A	-	2012	50	339,57	338,20	-	92	318	34,0	32,0	1,0	6,8
		96H100	TH10096	7A	-	2517	60	388,08	386,71	-	106	366	34,0	45,0	5,5	8,2
		120H100	TH10120	7A	-	2517	60	485,10	483,73	-	106	462	34,0	45,0	5,5	12,1

H 150 - 1/2" (12,7 mm)

Caratteristiche Features Merkmale Características	Codice Code symbol Fabriknummer Code symbole Numero de fabrica	Nostro codice Our code Unser kode Notre code Nuestro codiglo	Tipo Type Typ Type Tipo	Codice flangia Flange code Bordscheiben-Code Code flasque Código brida	Bussola Bush Buchse Moyeu Casquillo	Foro max. Max. Bore Max. Bohrung Alesage max. Agujero max.	Dp	De	Df	Dm	Di	F	S	R	Peso Weight / Gewicht Poids / Peso Kg	
Acciaio / Steel / Stahl Acier / Acero	con flangia / with flanges mit Flanges / avec flasques / con tapetas	18H150	TH15018	5F	FL063	1210	32	72,77	71,39	79,0	-	52	45,0	25,0	20,0	0,6
		19H150	TH15019	5F	FL064	1210	32	76,81	75,44	82,5	-	56	45,0	25,0	20,0	0,7
		20H150	TH15020	5F	FL076	1210	32	80,55	79,48	87,0	-	60	45,0	25,0	20,0	0,8
		21H150	TH15021	5F	FL066	1210	32	84,89	83,52	91,0	-	64	45,0	25,0	20,0	1,0
		22H150	TH15022	5F	FL067	1210	32	88,94	87,56	94,0	-	67	45,0	25,0	20,0	1,2
		23H150	TH15023	5F	FL068	1610	42	92,98	91,61	97,0	-	70	45,0	25,0	20,0	1,3
		24H150	TH15024	5F	FL070	1610	42	97,02	95,65	102,0	-	74	45,0	25,0	20,0	1,0
		25H150	TH15025	5F	FL071	1610	42	101,06	99,69	106,0	-	77	45,0	25,0	20,0	1,2
		26H150	TH15026	5F	FL072	1610	42	105,11	103,73	112,0	-	82	45,0	25,0	20,0	1,4
		27H150	TH15027	5F	FL074	1610	42	109,15	107,78	115,0	-	85	45,0	25,0	20,0	1,6
		28H150	TH15028	5F	FL075	1610	42	113,19	111,82	120,0	-	90	45,0	25,0	20,0	1,8
		30H150	TH15030	5F	FL078	1610	42	121,28	119,90	128,0	-	98	45,0	25,0	20,0	2,3
		32H150	TH15032	5WF	FL080	1610	42	129,36	127,99	135,0	80	106	45,0	25,0	20,0	2,3
		36H150	TH15036	5WF	FL085	1610	42	145,53	144,16	150,0	92	121	45,0	25,0	20,0	3,1
		40H150	TH15040	5WF	FL090	1610	42	161,70	160,33	168,0	92	138	45,0	25,0	20,0	4,0
		44H150	TH15044	5WF	FL095	2012	50	177,87	176,50	184,0	106	152	45,0	32,0	13,0	4,4
48H150	TH15048	5WF	FL100	2012	50	194,04	192,67	200,0	106	169	45,0	32,0	13,0	4,8		
Ghisa / Cast iron Grauguss / Fonte Hierro fundido	senza flangia without flanges ohne Flanschen sans flasques sin tapetas	60H150	TH15060	9A	-	2012	50	242,55	241,18	-	92	223	46,0	32,0	7,5	5,4
		72H150	TH15072	9A	-	2012	50	291,06	289,69	-	92	270	46,0	32,0	7,5	6,5
		84H150	TH15084	9A	-	2012	50	339,57	338,20	-	92	318	46,0	32,0	7,5	8,4
		96H150	TH15096	9A	-	2517	60	388,08	386,71	-	106	366	46,0	45,0	0,5	11,0
		120H150	TH73120	9A	-	2517	60	485,10	483,73	-	106	462	46,0	45,0	0,5	14,8

Pulegge dentate per bussola conica / Timing belt pulleys for taper bushes
Zahnriemenscheiben für Spannbüchsen / Poulies dentées à moyeu amovible
Poleas dentadas para casquillos cónicos (taper)

H 200 - 1/2" (12,7 mm)

Caratteristiche Features Merkmal Características	Codice Code symbol Fabriknummer Code symbole Numero de fabrica	Nostro codice Our code Unser kode Notre code Nuestro codigo	Tipo Type Typ Type Tipo	Codice flangia Flange code Bordscheiben-Code Code flasque Código brida	Bussola Bush Buchse Moyeu Casquillo	Foro max. Max. Bore Max. Bohrung Alesage max. Agujero max.	Dp	De	Df	Dm	Di	F	S	R	Peso Weight / Gewicht Poids / Peso Kg	
Acciaio / Steel / Stahl Acier / Acero	con flangia / with flanges mit Flanges / avec flasques / con tapetas	18H200	TH20018	5F	FL063	1210	32	72,77	71,39	79,0	-	52	58,0	25,0	33,0	0,8
		19H200	TH20019	5F	FL064	1210	32	76,81	75,44	82,5	-	56	58,0	25,0	33,0	0,9
		20H200	TH20020	5F	FL076	1610	42	80,55	79,48	87,0	-	60	58,0	25,0	33,0	1,0
		21H200	TH20021	5F	FL066	1610	42	84,89	83,52	91,0	-	64	58,0	25,0	33,0	1,7
		22H200	TH20022	5F	FL067	1610	42	88,94	87,56	94,0	-	67	58,0	25,0	33,0	1,5
		23H200	TH20023	5F	FL068	1610	42	92,98	91,61	97,0	-	70	58,0	25,0	33,0	1,8
		24H200	TH20024	5F	FL070	1610	42	97,02	95,65	102,0	-	74	58,0	25,0	33,0	1,5
		25H200	TH20025	5F	FL071	1610	42	101,06	99,69	106,0	-	77	58,0	25,0	33,0	1,5
		26H200	TH20026	5F	FL072	1610	42	105,11	103,73	112,0	-	82	58,0	25,0	33,0	1,8
		27H200	TH20027	5F	FL074	1610	42	109,15	107,78	115,0	-	85	58,0	25,0	33,0	1,9
		28H200	TH20028	5F	FL075	1610	42	113,19	111,82	120,0	-	90	58,0	25,0	33,0	1,9
		30H200	TH20030	5F	FL078	1610	42	121,28	119,90	128,0	-	98	58,0	25,0	33,0	2,3
		32H200	TH20032	5F	FL080	2012	50	129,36	127,99	135,0	-	106	58,0	32,0	26,0	3,0
		36H200	TH20036	5WF	FL085	2012	50	145,53	144,16	150,0	102	121	58,0	32,0	26,0	3,0
		40H200	TH20040	5WF	FL090	2012	50	161,70	160,33	168,0	106	138	58,0	32,0	26,0	3,6
		44H200	TH20044	5WF	FL095	2012	50	177,87	176,50	184,0	106	152	58,0	32,0	26,0	4,0
48H200	TH20048	5WF	FL100	2517	60	194,04	192,67	200,0	119	169	58,0	45,0	13,0	4,6		
Ghisa / Cast iron Grauguss / Fonte Hierro fundido	senza flangia without flanges ohne Flanschen sans flasques sin tapetas	60H200	TH20060	9A	-	2517	60	242,55	241,18	-	119	223	60,0	45,0	7,5	7,0
		72H200	TH20072	9A	-	2517	60	291,06	289,69	-	119	270	60,0	45,0	7,5	8,0
		84H200	TH20084	9A	-	2517	60	339,57	338,20	-	119	318	60,0	45,0	7,5	9,0
		96H200	TH20096	9A	-	2517	60	388,08	386,71	-	119	366	60,0	45,0	7,5	10,0
		120H200	TH20120	9A	-	2517	60	485,10	483,73	-	119	462	60,0	45,0	7,5	13,4

H 300 - 1/2" (12,7 mm)

Caratteristiche Features Merkmal Características	Codice Code symbol Fabriknummer Code symbole Numero de fabrica	Nostro codice Our code Unser kode Notre code Nuestro codigo	Tipo Type Typ Type Tipo	Codice flangia Flange code Bordscheiben-Code Code flasque Código brida	Bussola Bush Buchse Moyeu Casquillo	Foro max. Max. Bore Max. Bohrung Alesage max. Agujero max.	Dp	De	Df	Dm	Di	F	S	R	Peso Weight / Gewicht Poids / Peso Kg	
Acciaio / Steel / Stahl Acier / Acero	con flangia / with flanges mit Flanges / avec flasques / con tapetas	20H300	TH30020	4F	FL076	1615	42	80,85	79,48	87,0	-	60	84,0	38,0	23,0	1,5
		21H300	TH30021	4F	FL066	1615	42	84,89	83,52	91,0	-	64	84,0	38,0	23,0	1,2
		22H300	TH30022	4F	FL067	1615	42	88,94	87,56	94,0	-	67	84,0	38,0	23,0	1,6
		23H300	TH30023	4F	FL068	1615	42	92,98	91,61	97,0	-	70	84,0	38,0	23,0	1,8
		24H300	TH30024	4F	FL070	1615	42	97,02	95,65	102,0	-	74	84,0	38,0	23,0	2,0
		25H300	TH30025	4F	FL071	1615	42	101,06	99,69	106,0	-	77	84,0	38,0	23,0	2,0
		26H300	TH30026	4F	FL072	1615	42	105,11	103,73	112,0	-	82	84,0	38,0	23,0	2,7
		27H300	TH30027	4F	FL074	2012	50	109,15	107,78	115,0	-	85	84,0	32,0	26,0	3,0
		28H300	TH30028	4F	FL075	2012	50	113,19	111,82	120,0	-	90	84,0	32,0	26,0	2,4
		30H300	TH30030	4F	FL078	2012	50	121,28	119,90	128,0	-	98	84,0	32,0	26,0	2,9
		32H300	TH30032	4F	FL080	2517	60	129,36	127,99	135,0	-	106	84,0	45,0	19,5	3,3
		36H300	TH30036	4F	FL085	2517	60	145,53	144,16	150,0	-	121	84,0	45,0	19,5	4,5
		40H300	TH30040	4F	FL090	2517	60	161,70	160,33	168,0	-	138	84,0	45,0	19,5	6,0
		44H300	TH30044	9WF	FL095	2517	60	177,87	176,50	184,0	119	152	86,0	45,0	20,5	6,6
		48H300	TH30048	9WF	FL100	2517	60	194,04	192,67	200,0	119	169	86,0	45,0	20,5	7,6
		Ghisa / Cast iron Grauguss / Fonte Hierro fundido	senza flangia without flanges ohne Flanschen sans flasques sin tapetas	60H300	TH30060	9A	-	2517	60	242,55	241,18	-	119	223	86,0	45,0
72H300	TH30072			9A	-	2517	60	291,06	289,69	-	119	270	86,0	45,0	20,5	10,4
84H300	TH30084			9A	-	2517	60	339,57	338,20	-	119	318	86,0	45,0	20,5	12,5
96H300	TH30096			9A	-	3030	75	388,08	386,71	-	150	366	86,0	76,0	5,0	14,2
120H300	TH30120			9A	-	3030	75	485,10	483,73	-	150	462	86,0	76,0	5,0	18,8

Pulegge dentate per bussola conica / Timing belt pulleys for taper bushes
Zahnriemenscheiben für Spannbüchsen / Poulies dentées à moyeu amovible
Poleas dentadas para casquillos cónicos (taper)

XH 200 - 7/8" (22,225 mm)

Caratteristiche Features Merkmale Características	Codice Code symbol Fabriknummer Code symbole Numero de fabrica	Nostro codice Our code Unser kode Notre code Nuestro codigoo	Tipo Type Typ Type Tipo	Codice flangia Flange code Bordscheiben-Code Code flasque Código brida	Bussola Bush Buchse Moyeu Casquillo	Foro max. Max. Bore Max. Bohrung Alesage max. Agujero max.	Dp	De	Df	Dm	Di	F	S	R	Peso Weight / Gewicht Poids / Peso Kg
Ghisa / Cast iron Grauguss / Fonte Hierro fundido	con flangia / with flanges mit Flanges / avec flasques / con tapetas	18XH200	TXH2018	5F	FL155	2517	60	127,34	124,55	140,0	-	95	64	45	19,0
		20XH200	TXH2020	5F	FL157	2517	60	141,49	138,69	155,0	-	110	64	45	19,0
		22XH200	TXH2022	5F	FL159	2517	60	155,64	152,84	170,0	-	120	64	45	19,0
		24XH200	TXH2024	5F	FL161	2517	60	169,79	166,99	184,0	-	135	64	45	19,0
		26XH200	TXH2026	5F	FL163	2517	60	183,94	181,14	198,0	-	150	64	45	19,0
		28XH200	TXH2028	4WF	FL165	2517	60	198,08	195,29	212,0	120	165	64	45	9,5
		30XH200	TXH2030	4WF	FL167	2517	60	212,23	209,44	227,0	120	180	64	45	9,5
		32XH200	TXH2032	4WF	FL169	2517	60	226,38	223,59	240,0	120	195	64	45	9,5
	40XH200	TXH2040	4WF	FL177	3020	75	282,98	280,18	297,0	160	245	64	51	9,5	
	senza flangia / without flanges ohne Flanschen / sans flasques sin tapetas	48XH200	TXH2048	9W	-	3020	75	339,57	336,78	-	160	300	64	51	6,5
		60XH200	TXH2060	7A	-	3535	90	424,47	421,67	-	190	385	64	89	12,5
		72XH200	TXH2072	7A	-	3535	90	509,40	506,56	-	190	470	64	89	12,5
		84XH200	TXH2084	7A	-	3535	90	594,25	591,46	-	190	555	64	89	12,5
		96XH200	TXH2096	7A	-	3535	90	679,15	676,35	-	190	640	64	89	12,5
		120XH200	TXH2120	7A	-	3535	90	848,93	846,14	-	190	810	64	89	12,5

XH 300 - 7/8" (22,225 mm)

Caratteristiche Features Merkmale Características	Codice Code symbol Fabriknummer Code symbole Numero de fabrica	Nostro codice Our code Unser kode Notre code Nuestro codigoo	Tipo Type Typ Type Tipo	Codice flangia Flange code Bordscheiben-Code Code flasque Código brida	Bussola Bush Buchse Moyeu Casquillo	Foro max. Max. Bore Max. Bohrung Alesage max. Agujero max.	Dp	De	Df	Dm	Di	F	S	R	Peso Weight / Gewicht Poids / Peso Kg
Ghisa / Cast iron Grauguss / Fonte Hierro fundido	con flangia / with flanges mit Flanges / avec flasques / con tapetas	18XH300	TXH3018	5F	FL155	2517	60	127,34	124,55	140,0	-	95	90	45,0	45,0
		20XH300	TXH3020	5F	FL157	2517	60	141,49	138,69	155,0	-	110	90	45,0	45,0
		22XH300	TXH3022	5F	FL159	2517	60	155,64	152,84	170,0	-	120	90	45,0	45,0
		24XH300	TXH3024	5F	FL161	2517	60	169,79	166,99	184,0	-	135	90	45,0	45,0
		26XH300	TXH3026	5F	FL163	2517	60	183,94	181,14	198,0	-	150	90	45,0	45,0
		28XH300	TXH3028	5F	FL165	3020	75	198,08	195,29	212,0	-	165	90	51,0	39,0
		30XH300	TXH3030	5F	FL167	3020	75	212,23	209,44	227,0	-	180	90	51,0	39,0
		32XH300	TXH3032	5F	FL169	3020	75	226,38	223,59	240,0	-	195	90	51,0	39,0
	40XH300	TXH3040	4WF	FL177	3020	75	282,98	280,18	297,0	160	245	90	51,0	19,5	
	senza flangia / without flanges ohne Flanschen / sans flasques sin tapetas	48XH300	TXH3048	9A	-	3020	75	339,57	336,78	-	160	300	90	51,0	19,5
		60XH300	TXH3060	9A	-	3535	90	424,47	421,67	-	190	385	90	89,0	0,5
		72XH300	TXH3072	9A	-	3535	90	509,40	506,56	-	190	470	90	89,0	0,5
		84XH300	TXH3084	7A	-	4040	100	594,25	591,46	-	190	555	90	102,0	6,0
		96XH300	TXH3096	7A	-	4040	100	679,15	676,35	-	190	640	90	102,0	6,0
		120XH300	TXH3120	7A	-	4040	100	848,93	846,14	-	190	810	90	102,0	6,0

Pulegge dentate per bussola conica / Timing belt pulleys for taper bushes
Zahnriemenscheiben für Spannbüchsen / Poulies dentées à moyeu amovible
Poleas dentadas para casquillos cónicos (taper)

XH 400 - 7/8" (22,225 mm)

Caratteristiche Features Merkmal Características	Codice Code symbol Fabriknummer Code symbole Numero de fabrica	Nostro codice Our code Unser kode Notre code Nuestro codigo	Tipo Type Typ Type Tipo	Codice flangia Flange code Bordscheiben-Code Code flasque Código brida	Bussola Bush Buchse Moyeu Casquillo	Foro max. Max. Bore Max. Bohrung Alesage max. Agujero max.	Dp	De	Df	Dm	Di	F	S	R	Peso Weight / Gewicht Poids / Peso Kg
Ghisa / Cast iron Grauguss / Fonte Hierro fundido	con flangia / with flanges mit Flanges / avec flasques / con tapetas	18XH400	TXH4018	5F	FL155	2517	60	127,34	124,55	140,0	-	95	119	45,0	74,0
		20XH400	TXH4020	5F	FL157	2517	60	141,49	138,69	155,0	-	110	119	45,0	74,0
		22XH400	TXH4022	5F	FL159	2517	60	155,64	152,84	170,0	-	120	119	45,0	74,0
		24XH400	TXH4024	5F	FL161	3020	75	169,79	166,99	184,0	-	135	119	51,0	68,0
		26XH400	TXH4026	5F	FL163	3020	75	183,94	181,14	198,0	-	150	119	51,0	68,0
		28XH400	TXH4028	5F	FL165	3020	75	198,08	195,29	212,0	-	165	119	51,0	68,0
		30XH400	TXH4030	5F	FL167	3020	75	212,23	209,44	227,0	-	180	119	51,0	68,0
		32XH400	TXH4032	5F	FL169	3020	75	226,38	223,59	240,0	-	195	119	51,0	68,0
		40XH400	TXH4040	4WF	FL177	3535	90	282,98	280,18	297,0	160	245	119	89,0	15,0
	senza flangia / without flanges ohne Flanschen / sans flasques sin tapetas	48XH400	TXH4048	9W	-	3535	90	339,57	336,78	-	160	300	119	89,0	15,0
		60XH400	TXH4060	9A	-	4040	100	424,47	421,67	-	190	385	119	102,0	8,5
		72XH400	TXH4072	9A	-	4040	100	509,40	506,56	-	190	470	119	102,0	8,5
		84XH400	TXH4084	9A	-	4040	100	594,25	591,46	-	190	555	119	102,0	8,5
		96XH400	TXH4096	9A	-	4040	100	679,15	676,35	-	190	640	119	102,0	8,5
		120XH400	TXH4120	9A	-	4040	100	848,93	846,14	-	190	810	119	102,0	8,5



PULEGGE DENTATE PER CINGHIE PASSO METRICO

Timing belt pulleys metric pitch
Zahnriemenscheiben metrische teilung
Poulies dentées pour courroies pas mètrique
Poleas dentadas para correas con paso metrico

Istruzioni per l'identificazione e la classificazione delle pulegge a passo metrico
Instructions for the identification and classification of timing belt pulleys metric pitch
Leitfaden zur suche und Klassifizierung der Zahnriemenscheiben metrische Teilung
Instructions pour la recherche et la classification des poulies dentées pas métrique
Guia a la busca y clasificación de las poleas dentadas en paso metrico

Esempio:
ALTEZZA 40 T 10/32-2

40 = Larghezza totale della puleggia 40 mm (L)
T10 = Passo 10 mm
30 = N. denti
2 = N. della flangia

Materiale:
alluminio 6082 T6
UNI 9006/4 adatto al trattamento anodico

Example:
PULLEY 40 T 10/32-2

40 = Total width of pulley 40 mm (L)
T10 = Pitch 10 mm
30 = No. of teeth
2 = No. of flanges

Material:
aluminium 6082 T6
UNI 9006/4 suitable for anodic treatment

Beispiel:
SCHIBE 40 T 10/32-2

40 = Gesamtbreite der Scheibe 40 mm (L)
T10 = Teilung 10 mm
30 = Zähnezahl
2 = Anzahl der Bordscheiben

Werkstoff:
aluminium 6082 T6
UNI 9006/4 geeignet für anodischen oxydation

Exemple:
POULIE 40 T 10/32-2

40 = Largeur totale de la poulie 40 mm (L)
T10 = Pas 10 mm
30 = N. de dents
2 = N. de flasques

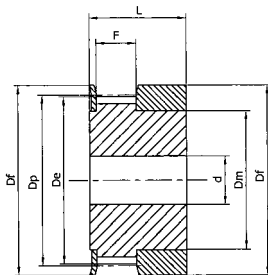
Matière:
aluminium 6082 T6
UNI 9006/4 apte au traitement anodique

Ejemplo:
POLEA 40 T 10/32-2

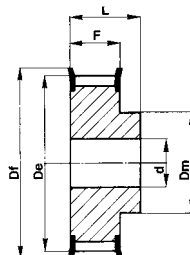
40 = Ancho total de la polea 40 mm (L)
T10 = Paso 10 mm
30 = Cantidad de dientes
2 = Cantidad de tapetas

Material:
aluminio 6082 T6
UNI 9006/4 apto para la oxidacion anodica

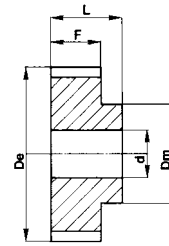
Pulegge dentate per cinghie passo metrico / Timing belt pulleys metric pitch
Zahnriemenscheiben metrische Teilung / Poulies dentées pour courroies pas métrique
Poleas dentadas para correas con paso metrico



Tipo / Type
1F



Tipo / Type
6F



Tipo / Type
6

T 2,5

(Paso 2,5 mm)
per cinghia larghezza 6 mm

(Pitch 2,5 mm)
for belt width 6 mm

(Teilung 2,5 mm)
für Riemenbreite 6 mm

(Pas 2,5 mm)
pour courroies largeur 6 mm

(Paso 2,5 mm)
para correas ancho 6 mm

Code symbol / Fabriknummer Code symbole / Numero de fabrica	Nostro codice Our code / Unser kode Notre code / Nuestro codigo	Tipo Type / Typ Type / Tipo	Codice flangia Flange code / Bordscheiben-Code Code flasque / Código brida	N. denti N. of teeth / Zähnezahl N. bre de dents / Cantidad de dientes	Dp	De	Df	Dm	F	L	d	Peso / Weight Gewicht / Poids / Peso Kg
16T2,5/12-2	16T2012	1F	FL501	12	9,55	9,00	13,0	6	9	16	-	0,004
16T2,5/14-2	16T2014	1F	FL502	14	11,14	10,60	15,0	8	9	16	-	0,006
16T2,5/15-2	16T2015	1F	FL502	15	11,94	11,40	15,0	8	9	16	-	0,006
16T2,5/16-2	16T2016	1F	FL503	16	12,73	12,20	16,0	9,5	9	16	-	0,006
16T2,5/18-2	16T2018	6F	FL504	18	14,32	13,80	17,5	10	10	16	-	0,006
16T2,5/19-2	16T2019	6F	FL505	19	15,12	14,60	20,0	10	10	16	-	0,007
16T2,5/20-2	16T2020	6F	FL505	20	15,92	15,40	20,0	10	10	16	-	0,008
16T2,5/22-2	16T2022	6F	FL512	22	17,51	17,00	22,0	11	10	16	-	0,010
16T2,5/24-2	16T2024	6F	FL512	24	19,10	18,55	22,0	12	10	16	-	0,012
16T2,5/25-2	16T2025	6F	FL506	25	19,90	19,35	25,0	13	10	16	-	0,013
16T2,5/26-2	16T2026	6F	FL507	26	20,70	20,15	26,0	14	10	16	-	0,015
16T2,5/28-2	16T2028	6F	FL507	28	22,28	21,75	26,0	14	10	16	-	0,016
16T2,5/30-2	16T2030	6F	FL508	30	23,87	23,35	28,0	16	10	16	-	0,018
16T2,5/32-2	16T2032	6F	FL509	32	25,47	24,95	32,0	16	10	16	-	0,020
16T2,5/36-2	16T2036	6F	FL510	36	28,65	28,10	36,0	20	10	16	-	0,026
16T2,5/40-2	16T2040	6F	FL511	40	31,83	31,30	38,0	22	10	16	-	0,032
16T2,5/44-2	16T2044	6F	FL513	44	35,02	34,50	42,0	24	10	16	-	0,038
16T2,5/48-0	16T2048	6	-	48	38,20	37,70	-	26	10	16	-	0,048
16T2,5/60-0	16T2060	6	-	60	47,75	47,25	-	34	10	16	8	0,073

Per pulegge aventi un numero di denti diverso dalla tabella, consultateci.

For pulleys with a number of teeth not included in these tables please ask for our quotation.

Verlagen sie angebout für Zahnscheiben mit Anzahl von Zähnen die nicht in diesen Tafeln aufgefuehrt sind.

Pour les poulies avec un nombre de dents different du tableau, nous consulter.

Pidan oferta por lo que concierne una cantidad de dientes no incluida en estas tablas.

Pulegge dentate per cinghie passo metrico / Timing belt pulleys metric pitch

Zahnriemenscheiben metrische Teilung / Poulies dentées pour courroies pas métrique

Poleas dentadas para correas con paso metrico

Materiale:
alluminio 6082 T6
UNI 9006/4 adatto al
trattamento anodico

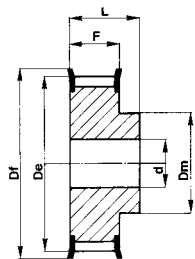
Material:
aluminium 6082 T6
UNI 9006/4 suitable for
anodic treatment

Werkstoff:
aluminium 6082 T6
UNI 9006/4 geeignet für
anodischen oxydation

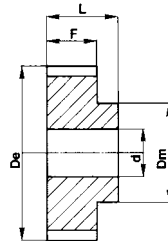
Matière:
aluminium 6082 T6
UNI 9006/4 apte au
traitement anodique

Material:
aluminio 6082 T6
UNI 9006/4 apto para la
oxidacion anodica

Tipo / Type
6F



Tipo / Type
6



T 5

(Passo 5 mm) (Pitch 5 mm) (Teilung 5 mm) (Pas 5 mm) (Paso 5 mm)
per cinghia larghezza 10 mm for belt width 10 mm für Riemenbreite 10 mm pour courroies largeur 10 mm para correas ancho 10 mm

Code symbol / Code symbole / Numero de fabrica	Nostro codice Our code / Unser kode Notre code / Nuestro codigo	Tipo Type / Typ Type / Tipo	Code flangia Flange code / Bordscheiben-Code Code flasque / Código brida	N. denti N. of teeth / Zahnezahl N. bre de dents / Cantidad de dientes	Dp	De	Df	Dm	F	L	d	Peso / Weight Gewicht / Poids / Peso Kg
21T5/10-2	21T5010	6F	FL003	10	15,92	15,05	19,5	8	15	21	-	0,012
21T5/12-2	21T5012	6F	FL001	12	19,10	18,25	23,0	11	15	21	-	0,016
21T5/14-2	21T5014	6F	FL002	14	22,29	21,45	25,0	13	15	21	-	0,019
21T5/15-2	21T5015	6F	FL004	15	23,88	23,05	28,0	16	15	21	-	0,021
21T5/16-2	21T5016	6F	FL005	16	25,47	24,60	32,0	18	15	21	-	0,025
21T5/18-2	21T5018	6F	FL006	18	28,65	27,80	32,0	20	15	21	-	0,031
21T5/19-2	21T5019	6F	FL008	19	30,25	29,40	36,0	20	15	21	-	0,036
21T5/20-2	21T5020	6F	FL008	20	31,83	31,00	36,0	22	15	21	-	0,038
21T5/22-2	21T5022	6F	FL009	22	35,02	34,15	38,0	23	15	21	-	0,046
21T5/24-2	21T5024	6F	FL013	24	38,21	37,40	42,0	24	15	21	-	0,054
21T5/25-2	21T5025	6F	FL012	25	39,80	38,95	44,0	26	15	21	-	0,058
21T5/26-2	21T5026	6F	FL012	26	41,39	40,60	44,0	26	15	21	-	0,061
21T5/27-2	21T5027	6F	FL011	27	42,98	42,20	48,0	30	15	21	8	0,064
21T5/28-2	21T5028	6F	FL011	28	44,58	43,75	48,0	32	15	21	8	0,068
21T5/30-2	21T5030	6F	FL016	30	47,76	46,95	51,0	34	15	21	8	0,075
21T5/32-2	21T5032	6F	FL018	32	50,94	50,10	54,0	38	15	21	8	0,088
21T5/36-2	21T5036	6F	FL023	36	57,31	56,45	64,0	38	15	21	8	0,114
21T5/40-2	21T5040	6F	FL024	40	63,66	62,85	66,5	40	15	21	8	0,138
21T5/42-2	21T5042	6F	FL026	42	66,86	66,00	70,0	40	15	21	8	0,150
21T5/44-0	21T5044	6	-	44	70,05	69,20	-	45	15	21	8	0,168
21T5/48-0	21T5048	6	-	48	76,42	75,55	-	50	15	21	8	0,200
21T5/60-0	21T5060	6	-	60	95,52	94,65	-	65	15	21	8	0,340

(Passo 5 mm) (Pitch 5 mm) (Teilung 5 mm) (Pas 5 mm) (Paso 5 mm)
per cinghia larghezza 16 mm for belt width 16 mm für Riemenbreite 16 mm pour courroies largeur 16 mm para correas ancho 16 mm

Code symbol / Code symbole / Numero de fabrica	Nostro codice Our code / Unser kode Notre code / Nuestro codigo	Tipo Type / Typ Type / Tipo	Code flangia Flange code / Bordscheiben-Code Code flasque / Código brida	N. denti N. of teeth / Zahnezahl N. bre de dents / Cantidad de dientes	Dp	De	Df	Dm	F	L	d	Peso / Weight Gewicht / Poids / Peso Kg
27T5/10-2	27T5010	6F	FL003	10	15,92	15,05	19,5	8	21	27	-	0,016
27T5/12-2	27T5012	6F	FL001	12	19,10	18,25	23,0	11	21	27	-	0,022
27T5/14-2	27T5014	6F	FL002	14	22,29	21,45	25,0	13	21	27	-	0,026
27T5/15-2	27T5015	6F	FL004	15	23,88	23,05	28,0	16	21	27	-	0,029
27T5/16-2	27T5016	6F	FL005	16	25,47	24,60	32,0	18	21	27	-	0,035
27T5/18-2	27T5018	6F	FL006	18	28,65	27,80	32,0	18	21	27	-	0,043
27T5/19-2	27T5019	6F	FL008	19	30,25	29,40	36,0	20	21	27	-	0,049
27T5/20-2	27T5020	6F	FL008	20	31,83	31,00	36,0	22	21	27	-	0,053
27T5/22-2	27T5022	6F	FL009	22	35,02	34,15	38,0	23	21	27	-	0,065
27T5/24-2	27T5024	6F	FL013	24	38,21	37,40	42,0	24	21	27	-	0,076
27T5/25-2	27T5025	6F	FL012	25	39,80	38,95	44,0	26	21	27	-	0,078
27T5/26-2	27T5026	6F	FL012	26	41,39	40,60	44,0	26	21	27	-	0,080
27T5/27-2	27T5027	6F	FL011	27	42,98	42,20	48,0	30	21	27	8	0,090
27T5/28-2	27T5028	6F	FL011	28	44,58	43,75	48,0	32	21	27	8	0,095
27T5/30-2	27T5030	6F	FL016	30	47,76	46,95	51,0	34	21	27	8	0,105
27T5/32-2	27T5032	6F	FL018	32	50,94	50,10	54,0	38	21	27	8	0,123
27T5/36-2	27T5036	6F	FL023	36	57,31	56,45	64,0	38	21	27	8	0,160
27T5/40-2	27T5040	6F	FL024	40	63,66	62,85	66,5	40	21	27	8	0,193
27T5/42-2	27T5042	6F	FL026	42	66,86	66,00	70,0	40	21	27	8	0,200
27T5/44-0	27T5044	6	-	44	70,05	69,20	-	45	21	27	8	0,300
27T5/48-0	27T5048	6	-	48	76,42	75,55	-	50	21	27	8	0,280
27T5/60-0	27T5060	6	-	60	95,52	94,65	-	65	21	27	8	0,430

(Passo 5 mm) (Pitch 5 mm) (Teilung 5 mm) (Pas 5 mm) (Paso 5 mm)
per cinghia larghezza 25 mm for belt width 25 mm für Riemenbreite 25 mm pour courroies largeur 25 mm para correas ancho 25 mm

Code symbol / Code symbole / Numero de fabrica	Nostro codice Our code / Unser kode Notre code / Nuestro codigo	Tipo Type / Typ Type / Tipo	Code flangia Flange code / Bordscheiben-Code Code flasque / Código brida	N. denti N. of teeth / Zahnezahl N. bre de dents / Cantidad de dientes	Dp	De	Df	Dm	F	L	d	Peso / Weight Gewicht / Poids / Peso Kg
36T5/10-2	36T5010	6F	FL003	10	15,92	15,05	19,5	8	30	36	-	0,023
36T5/12-2	36T5012	6F	FL001	12	19,10	18,25	23,0	11	30	36	-	0,031
36T5/14-2	36T5014	6F	FL002	14	22,29	21,45	25,0	13	30	36	-	0,037
36T5/15-2	36T5015	6F	FL004	15	23,88	23,05	28,0	16	30	36	-	0,041
36T5/16-2	36T5016	6F	FL005	16	25,47	24,60	32,0	18	30	36	-	0,050
36T5/18-2	36T5018	6F	FL006	18	28,65	27,80	32,0	18	30	36	-	0,061
36T5/19-2	36T5019	6F	FL008	19	30,25	29,40	36,0	20	30	36	-	0,070
36T5/20-2	36T5020	6F	FL008	20	31,83	31,00	36,0	22	30	36	-	0,076
36T5/22-2	36T5022	6F	FL009	22	35,02	34,15	38,0	23	30	36	-	0,090
36T5/24-2	36T5024	6F	FL013	24	38,21	37,40	42,0	24	30	36	8	0,109
36T5/25-2	36T5025	6F	FL012	25	39,80	38,95	44,0	26	30	36	8	0,116
36T5/26-2	36T5026	6F	FL012	26	41,39	40,60	44,0	26	30	36	8	0,100
36T5/27-2	36T5027	6F	FL011	27	42,98	42,20	48,0	30	30	36	8	0,128
36T5/28-2	36T5028	6F	FL011	28	44,58	43,75	48,0	32	30	36	8	0,135
36T5/30-2	36T5030	6F	FL016	30	47,76	46,95	51,0	34	30	36	8	0,150
36T5/32-2	36T5032	6F	FL018	32	50,94	50,10	54,0	38	30	36	8	0,176
36T5/36-2	36T5036	6F	FL023	36	57,31	56,45	64,0	38	30	36	8	0,230
36T5/40-2	36T5040	6F	FL024	40	63,66	62,85	66,5	40	30	36	8	0,276
36T5/42-2	36T5042	6F	FL026	42	66,86	66,00	70,0	40	30	36	8	0,300
36T5/44-0	36T5044	6	-	44	70,05	69,20	-	45	30	36	8	0,300
36T5/48-0	36T5048	6	-	48	76,42	75,55	-	50	30	36	8	0,400
36T5/60-0	36T5060	6	-	60	95,52	94,65	-	65	30	36	8	0,614

Pulegge dentate per cinghie passo metrico / Timing belt pulleys metric pitch Zahnriemenscheiben metrische Teilung / Poulies dentées pour courroies pas métrique Poleas dentadas para correas con paso metrico

Materiale:
alluminio 6082 T6
UNI 9006/4 adatto al
trattamento anodico

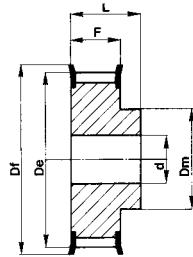
Material:
aluminium 6082 T6
UNI 9006/4 suitable for
anodic treatment

Werkstoff:
aluminium 6082 T6
UNI 9006/4 geeignet für
anodischen oxydation

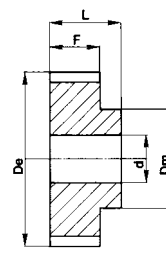
Matière:
aluminium 6082 T6
UNI 9006/4 apte au
traitement anodique

Material:
aluminio 6082 T6
UNI 9006/4 apto para la
oxidacion anodica

Tipo / Type
6F



Tipo / Type
6



T 10

(Passo 10 mm)
per cinghia larghezza 16 mm

(Pitch 10 mm)
for belt width 16 mm

(Teilung 10 mm)
für Riemenbreite 16 mm

(Pas 10 mm)
pour courroies largeur 16 mm

(Paso 10 mm)
para correas ancho 16 mm

Codice Code symbol / Fabriknummer Code symbole / Numero de fabrica	Nostro codice Our code / Unser kode Notre code / Nuestro codigo	Tipo Type / Typ Type / Tipo	Codice flangia Flange code / Bordscheiben-Code Code flasque / Código brida	N. denti N. of teeth / Zahnezahl N. bre de dents / Cantidad de dientes	Dp	De	Df	Dm	F	L	d	Peso / Weight Gewicht / Poids / Peso Kg
31T10/12-2	31T1012	6F	FL013	12	38,20	36,35	42,0	28	21	31	6	0,076
31T10/14-2	31T1014	6F	FL011	14	44,56	42,70	48,0	32	21	31	8	0,104
31T10/15-2	31T1015	6F	FL016	15	47,75	45,90	51,0	32	21	31	8	0,116
31T10/16-2	31T1016	6F	FL018	16	50,93	49,10	54,0	35	21	31	8	0,134
31T10/18-2	31T1018	6F	FL021	18	57,29	55,45	60,0	40	21	31	8	0,167
31T10/19-2	31T1019	6F	FL024	19	60,48	58,65	66,5	44	21	31	8	0,184
31T10/20-2	31T1020	6F	FL024	20	63,66	61,80	66,5	46	21	31	8	0,208
31T10/22-2	31T1022	6F	FL027	22	70,03	68,20	75,0	52	21	31	8	0,240
31T10/24-2	31T1024	6F	FL029	24	76,39	74,55	83,0	58	21	31	8	0,288
31T10/25-2	31T1025	6F	FL029	25	79,58	77,70	83,0	60	21	31	8	0,295
31T10/26-2	31T1026	6F	FL031	26	82,76	80,90	87,0	60	21	31	8	0,310
31T10/27-2	31T1027	6F	FL032	27	85,95	84,10	91,0	60	21	31	8	0,364
31T10/28-2	31T1028	6F	FL033	28	89,12	87,25	93,0	60	21	31	8	0,441
31T10/30-2	31T1030	6F	FL035	30	95,49	93,65	97,0	60	21	31	8	0,493
31T10/32-2	31T1032	6F	FL038	32	101,86	100,00	106,0	65	21	31	10	0,623
31T10/36-2	31T1036	6F	FL043	36	114,59	112,75	119,0	70	21	31	10	0,767
31T10/40-2	31T1040	6F	FL047	40	127,32	125,45	131,0	80	21	31	10	0,950
31T10/44-0	31T1044	6	-	44	140,05	138,20	-	88	21	31	10	1,090
31T10/48-0	31T1048	6	-	48	152,78	150,95	-	95	21	31	16	1,704
31T10/60-0	31T1060	6	-	60	190,98	189,10	-	110	21	31	16	1,704

(Passo 10 mm)
per cinghia larghezza 25 mm

(Pitch 10 mm)
for belt width 25 mm

(Teilung 10 mm)
für Riemenbreite 25 mm

(Pas 10 mm)
pour courroies largeur 25 mm

(Paso 10 mm)
para correas ancho 25 mm

40T10/12-2	40T1012	6F	FL013	12	38,20	36,35	42,0	28	30	40	6	0,099
40T10/14-2	40T1014	6F	FL011	14	44,56	42,70	48,0	32	30	40	8	0,134
40T10/15-2	40T1015	6F	FL016	15	47,75	45,90	51,0	32	30	40	8	0,152
40T10/16-2	40T1016	6F	FL018	16	50,93	49,10	54,0	35	30	40	8	0,176
40T10/18-2	40T1018	6F	FL021	18	57,29	55,45	60,0	40	30	40	8	0,224
40T10/19-2	40T1019	6F	FL024	19	60,48	58,65	66,5	44	30	40	8	0,247
40T10/20-2	40T1020	6F	FL024	20	63,66	61,80	66,5	46	30	40	8	0,276
40T10/22-2	40T1022	6F	FL027	22	70,03	68,20	75,0	52	30	40	8	0,310
40T10/24-2	40T1024	6F	FL029	24	76,39	74,55	83,0	58	30	40	8	0,392
40T10/25-2	40T1025	6F	FL029	25	79,58	77,70	83,0	60	30	40	8	0,422
40T10/26-2	40T1026	6F	FL031	26	82,76	80,90	87,0	60	30	40	8	0,480
40T10/27-2	40T1027	6F	FL032	27	85,95	84,10	91,0	60	30	40	8	0,536
40T10/28-2	40T1028	6F	FL033	28	89,12	87,25	93,0	60	30	40	8	0,590
40T10/30-2	40T1030	6F	FL035	30	95,49	93,65	97,0	60	30	40	8	0,640
40T10/32-2	40T1032	6F	FL038	32	101,86	100,00	106,0	65	30	40	10	0,693
40T10/36-2	40T1036	6F	FL043	36	114,59	112,75	119,0	70	30	40	10	0,873
40T10/40-2	40T1040	6F	FL047	40	127,32	125,45	131,0	80	30	40	10	1,067
40T10/44-0	40T1044	6	-	44	140,05	138,20	-	88	30	40	10	1,310
40T10/48-0	40T1048	6	-	48	152,78	150,95	-	95	30	40	16	1,516
40T10/60-0	40T1060	6	-	60	190,98	189,10	-	110	30	40	16	2,339

Pulegge dentate per cinghie passo metrico / Timing belt pulleys metric pitch

Zahnriemenscheiben metrische Teilung / Poulies dentées pour courroies pas métrique

Poleas dentadas para correas con paso metrico

Materiale:
alluminio 6082 T6
UNI 9006/4 adatto al
trattamento anodico

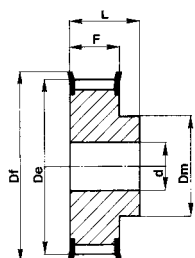
Material:
aluminium 6082 T6 UNI
9006/4 suitable for anodic
treatment

Werkstoff:
aluminium 6082 T6
UNI 9006/4 geeignet für
anodischen oxydation

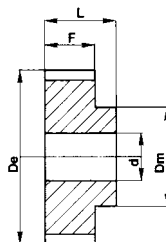
Matière:
aluminium 6082 T6
UNI 9006/4 apte au
traitement anodique

Material:
aluminio 6082 T6
UNI 9006/4 apto para la
oxidacion anodica

Tipo / Type
6F



Tipo / Type
6



T 10

(Passo 10 mm)
per cinghia larghezza 32 mm

(Pitch 10 mm)
for belt width 32 mm

(Teilung 10 mm)
für Riemenbreite 32 mm

(Pas 10 mm)
pour courroies largeur 32 mm

(Paso 10 mm)
para correas ancho 32 mm

Codice Code symbol / Fabriknummer Code symbole / Numero de fabrica	Nostro codice Our code / Unser kode Notre code / Nuestro codigo	Tipo Type / Typ Type / Tipo	Codice flangia Flange code / Bordscheiben-Code Code flasque / Código brida	N. denti N. of teeth / Zahnezahl N. bre de dents / Cantidad de dientes	Dp	De	Df	Dm	F	L	d	Peso / Weight Gewicht / Poids / Peso Kg
47T10/18-2	47T1018	6F	FL021	18	57,29	55,45	60,0	40	37	47	10	0,253
47T10/19-2	47T1019	6F	FL024	19	60,48	58,65	66,5	44	37	47	10	0,286
47T10/20-2	47T1020	6F	FL024	20	63,66	61,80	66,5	46	37	47	12	0,322
47T10/22-2	47T1022	6F	FL027	22	70,03	68,20	75,0	52	37	47	12	0,393
47T10/24-2	47T1024	6F	FL029	24	76,39	74,55	83,0	58	37	47	12	0,475
47T10/25-2	47T1025	6F	FL029	25	79,58	77,70	83,0	60	37	47	12	0,527
47T10/26-2	47T1026	6F	FL031	26	82,76	80,90	87,0	60	37	47	12	0,564
47T10/27-2	47T1027	6F	FL032	27	85,95	84,10	91,0	60	37	47	12	0,602
47T10/28-2	47T1028	6F	FL033	28	89,12	87,25	93,0	60	37	47	12	0,642
47T10/30-2	47T1030	6F	FL035	30	95,49	93,65	97,0	60	37	47	12	0,740
47T10/32-2	47T1032	6F	FL038	32	101,86	100,00	106,0	65	37	47	12	0,844
47T10/36-2	47T1036	6F	FL043	36	114,59	112,75	119,0	70	37	47	16	1,063
47T10/40-2	47T1040	6F	FL047	40	127,32	125,45	131,0	80	37	47	16	1,371
47T10/44-0	47T1044	6	-	44	140,05	138,20	-	88	37	47	16	1,611
47T10/48-0	47T1048	6	-	48	152,78	150,95	-	95	37	47	16	1,913
47T10/60-0	47T1060	6	-	60	190,98	189,10	-	110	37	47	16	3,004

(Passo 10 mm)
per cinghia larghezza 50 mm

(Pitch 10 mm)
for belt width 50 mm

(Teilung 10 mm)
für Riemenbreite 50 mm

(Pas 10 mm)
pour courroies largeur 50 mm

(Paso 10 mm)
para correas ancho 50 mm

66T10/18-2	66T1018	6F	FL021	18	57,29	55,45	60,0	40	56	66	10	0,422
66T10/19-2	66T1019	6F	FL024	19	60,48	58,65	66,5	44	56	66	10	0,466
66T10/20-2	66T1020	6F	FL024	20	63,66	61,80	66,5	46	56	66	12	0,520
66T10/22-2	66T1022	6F	FL027	22	70,03	68,20	75,0	52	56	66	12	0,640
66T10/24-2	66T1024	6F	FL029	24	76,39	74,55	83,0	58	56	66	12	0,736
66T10/25-2	66T1025	6F	FL029	25	79,58	77,70	83,0	60	56	66	12	0,766
66T10/26-2	66T1026	6F	FL031	26	82,76	80,90	87,0	60	56	66	12	0,845
66T10/27-2	66T1027	6F	FL032	27	85,95	84,10	91,0	60	56	66	12	0,946
66T10/28-2	66T1028	6F	FL033	28	89,12	87,25	93,0	60	56	66	12	0,110
66T10/30-2	66T1030	6F	FL035	30	95,49	93,65	97,0	60	56	66	12	1,169
66T10/32-2	66T1032	6F	FL038	32	101,86	100,00	106,0	65	56	66	12	1,300
66T10/36-2	66T1036	6F	FL043	36	114,59	112,75	119,0	70	56	66	16	1,637
66T10/40-2	66T1040	6F	FL047	40	127,32	125,45	131,0	80	56	66	16	1,999
66T10/44-0	66T1044	6	-	44	140,05	138,20	-	88	56	66	16	2,420
66T10/48-0	66T1048	6	-	48	152,78	150,95	-	95	56	66	16	2,830
66T10/60-0	66T1060	6	-	60	190,98	189,10	-	110	56	66	16	4,366

Pulegge dentate per cinghie passo metrico / Timing belt pulleys metric pitch
Zahnriemenscheiben metrische Teilung / Poulies dentées pour courroies pas métrique
Poleas dentadas para correas con paso metrico

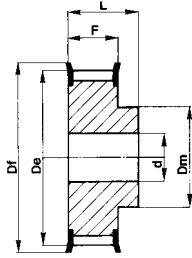
Materiale:
Ghisa

Material:
Cast iron

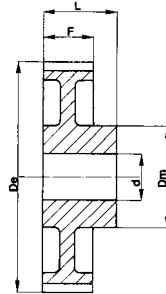
Werkstoff:
Grauguss

Matière:
Fonte

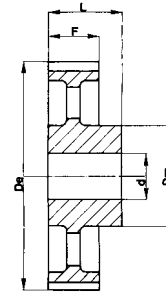
Material:
Hierro fundido



Tipo / Type
6F



Tipo / Type
6W



Tipo / Type
6A

T 20

(Passo 20 mm)
per cinghia larghezza 32 mm

(Pitch 20 mm)
for belt width 32 mm

(Teilung 20 mm)
für Riemenbreite 32 mm

(Pas 20 mm)
pour courroies largeur 32 mm

(Paso 20 mm)
para correas ancho 32 mm

Codice Code symbol / Fabriknummer Code symbole / Numero de fabrica	Nostro codice Our code / Unser kode Notre code / Nuestro codigo	Tipo Type / Typ Type / Tipo	Codice flangia Flange code / Bordscheiben-Code Code flasque / Código brida	N. denti N. of teeth / Zahnezahl N. bre de dents / Cantidad de dientes	De	Df	Dm	F	L	d	Peso / Weight Gewicht / Poids / Peso Kg
53T20/18-2	53T2018	6F	FL075	18	111,75	120,0	80	38	53	15	
53T20/20-2	53T2020	6F	FL080	20	124,50	135,0	90	38	53	15	
53T20/22-2	53T2022	6F	FL085	22	137,20	150,0	90	38	53	15	
53T20/24-2	53T2024	6F	FL086	24	149,95	158,0	95	38	53	15	
53T20/25-2	53T2025	6F	FL090	25	156,30	168,0	95	38	53	15	
53T20/30-2	53T2030	6F	FL100	30	188,15	200,0	110	38	53	15	
53T20/32-2	53T2032	6W	-	32	200,85	-	110	38	53	18	
53T20/36-2	53T2036	6W	-	36	226,35	-	110	38	53	18	
53T20/40-2	53T2040	6A	-	40	251,80	-	110	38	53	20	
53T20/48-2	53T2048	6A	-	48	302,70	-	130	38	53	20	
53T20/60-2	53T2060	6A	-	60	379,10	-	130	38	53	20	
53T20/72-2	53T2072	6A	-	72	455,50	-	140	38	53	20	

(Passo 20 mm)
per cinghia larghezza 50 mm

(Pitch 20 mm)
for belt width 50 mm

(Teilung 20 mm)
für Riemenbreite 50 mm

(Pas 20 mm)
pour courroies largeur 50 mm

(Paso 20 mm)
para correas ancho 50 mm

71T20/18-2	71T2018	6F	FL075	18	111,75	120,0	80	56	71	18	
71T20/20-2	71T2020	6F	FL080	20	124,50	135,0	90	56	71	18	
71T20/22-2	71T2022	6F	FL085	22	137,20	150,0	90	56	71	18	
71T20/24-2	71T2024	6F	FL086	24	149,95	158,0	95	56	71	18	
71T20/25-2	71T2025	6F	FL090	25	156,30	168,0	95	56	71	18	
71T20/30-2	71T2030	6F	FL100	30	188,15	200,0	110	56	71	18	
71T20/32-2	71T2032	6W	-	32	200,85	-	110	56	71	20	
71T20/36-2	71T2036	6W	-	36	226,35	-	110	56	71	20	
71T20/40-2	71T2040	6A	-	40	251,80	-	110	56	71	20	
71T20/48-2	71T2048	6A	-	48	302,70	-	130	56	71	24	
71T20/60-2	71T2060	6A	-	60	379,10	-	130	56	71	24	
71T20/72-2	71T2072	6A	-	72	455,50	-	140	56	71	24	

(Passo 20 mm)
per cinghia larghezza 100 mm

(Pitch 20 mm)
for belt width 100 mm

(Teilung 20 mm)
für Riemenbreite 100 mm

(Pas 20 mm)
pour courroies largeur 100 mm

(Paso 20 mm)
para correas ancho 100 mm

123T20/18-2	123T2018	6F	FL075	18	111,75	120,0	80	108	123	24	
123T20/20-2	123T2020	6F	FL080	20	124,50	135,0	90	108	123	24	
123T20/22-2	123T2022	6F	FL085	22	137,20	150,0	90	108	123	24	
123T20/24-2	123T2024	6F	FL086	24	149,95	158,0	95	108	123	24	
123T20/25-2	123T2025	6F	FL090	25	156,30	168,0	95	108	123	24	
123T20/30-2	123T2030	6F	FL100	30	188,15	200,0	110	108	123	24	
123T20/32-2	123T2032	6W	-	32	200,85	-	110	108	123	32	
123T20/36-2	123T2036	6W	-	36	226,35	-	110	108	123	32	
123T20/40-2	123T2040	6A	-	40	251,80	-	110	108	123	32	
123T20/48-2	123T2048	6A	-	48	302,70	-	130	108	123	32	
123T20/60-2	123T2060	6A	-	60	379,10	-	130	108	123	32	
123T20/72-2	123T2072	6A	-	72	455,50	-	140	108	123	32	

Barre dentate standard / Standard toothed bars

Standard Zahnriemensstagen / Barreaux dentés standard

Barras dentadas de serie

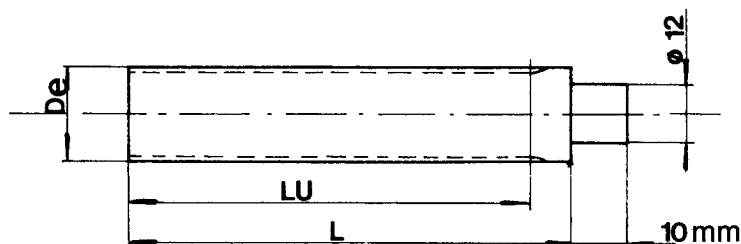
Materiale:
alluminio 6082 T6
UNI 9006/4 adatto al
trattamento anodico

Material:
aluminium 6082 T6
UNI 9006/4 suitable for
anodic treatment

Werkstoff:
aluminium 6082 T6
UNI 9006/4 geeignet für
anodischen oxydation

Matière:
aluminium 6082 T6
UNI 9006/4 apte au
traitement anodique

Material:
aluminio 6082 T6
UNI 9006/4 apto para la
oxidacion anodica



T 2,5

(Passo 2,5 mm) / (Pitch 2,5 mm) / (Teilung 2,5 mm)
(Pas 2,5 mm) / (Paso 2,5 mm)

T 5

(Passo 5 mm) / (Pitch 5 mm) / (Teilung 5 mm)
(Pas 5 mm) / (Paso 5 mm)

T 10

(Passo 10 mm) / (Pitch 10 mm) / (Teilung 10 mm)
(Pas 10 mm) / (Paso 10 mm)

Codice Code symbol Fabriknummer Code symbole Numero de fabrica	Nostro codice Our code Unser kode Notre code Nuestro codigo	N. denti N. of teeth Zahnezahl N. bre de dents Cantidad de dientes	De	Lu	L
T2,5-10	BT25010	10	7,42	50	75
T2,5-12	BT25012	12	9,00	50	75
T2,5-13	BT25013	13	9,80	50	75
T2,5-14	BT25014	14	10,60	50	75
T2,5-15	BT25015	15	11,40	50	75
T2,5-16	BT25016	16	12,20	50	75
T2,5-17	BT25017	17	13,00	50	75
T2,5-18	BT25018	18	13,80	50	75
T2,5-19	BT25019	19	14,60	90	120
T2,5-20	BT25020	20	15,40	90	120
T2,5-21	BT25021	21	16,20	90	120
T2,5-22	BT25022	22	17,00	125	140
T2,5-24	BT25024	24	18,55	125	140
T2,5-26	BT25026	26	20,15	125	140
T2,5-27	BT25027	27	20,95	125	140
T2,5-28	BT25028	28	21,75	125	140
T2,5-29	BT25029	29	22,55	125	140
T2,5-30	BT25030	30	23,35	125	140
T2,5-32	BT25032	32	24,95	125	140
T2,5-34	BT25034	34	26,55	125	140
T2,5-35	BT25035	35	27,35	132	140
T2,5-36	BT25036	36	28,10	132	140
T2,5-38	BT25038	38	29,70	132	140
T2,5-40	BT25040	40	31,30	132	140
T2,5-42	BT25042	42	32,90	140	140
T2,5-44	BT25044	44	34,50	140	140
T2,5-45	BT25045	45	35,30	140	140
T2,5-48	BT25048	48	37,70	140	140
T2,5-50	BT25050	50	39,29	160	160
T2,5-60	BT25060	60	47,25	160	160
T2,5-65	BT25065	65	51,20	160	160
T2,5-70	BT25070	70	55,20	160	160
T2,5-72	BT25072	72	56,80	160	160
T2,5-90	BT25090	90	71,12	160	160
T2,5-100	BT25100	100	79,08	160	160

Codice Code symbol Fabriknummer Code symbole Numero de fabrica	Nostro codice Our code Unser kode Notre code Nuestro codigo	N. denti N. of teeth Zahnezahl N. bre de dents Cantidad de dientes	De	Lu	L
T5-10	BT05010	10	15,05	125	140
T5-11	BT05011	11	16,65	125	140
T5-12	BT05012	12	18,25	125	140
T5-13	BT05013	13	19,85	125	140
T5-14	BT05014	14	21,45	132	140
T5-15	BT05015	15	23,05	132	140
T5-16	BT05016	16	24,60	140	140
T5-17	BT05017	17	26,20	140	140
T5-18	BT05018	18	27,80	140	140
T5-19	BT05019	19	29,40	140	140
T5-20	BT05020	20	31,00	160	160
T5-21	BT05021	21	32,70	160	160
T5-22	BT05022	22	34,15	160	160
T5-23	BT05023	23	35,85	160	160
T5-24	BT05024	24	37,40	160	160
T5-25	BT05025	25	38,95	160	160
T5-26	BT05026	26	40,60	160	160
T5-27	BT05027	27	42,20	160	160
T5-28	BT05028	28	43,75	160	160
T5-29	BT05029	29	45,35	160	160
T5-30	BT05030	30	46,95	160	160
T5-32	BT05032	32	50,10	160	160
T5-34	BT05034	34	53,25	160	160
T5-35	BT05035	35	54,85	160	160
T5-36	BT05036	36	56,45	160	160
T5-37	BT05037	37	58,06	160	160
T5-38	BT05038	38	59,65	160	160
T5-40	BT05040	40	62,85	160	160
T5-42	BT05042	42	66,00	160	160
T5-44	BT05044	44	69,20	160	160
T5-45	BT05045	45	70,80	160	160
T5-46	BT05046	46	72,40	160	160
T5-48	BT05048	48	75,55	160	160
T5-50	BT05050	50	78,75	160	160
T5-60	BT05060	60	94,65	160	160
T5-72	BT05072	72	113,75	160	160
T5-80	BT05080	80	126,48	160	160
T5-90	BT05090	90	142,40	160	160
T5-100	BT05100	100	158,31	160	160

Codice Code symbol Fabriknummer Code symbole Numero de fabrica	Nostro codice Our code Unser kode Notre code Nuestro codigo	N. denti N. of teeth Zahnezahl N. bre de dents Cantidad de dientes	De	Lu	L
T10-10	BT10010	10	29,98	140	140
T10-11	BT10011	11	33,16	140	140
T10-12	BT10012	12	36,35	140	140
T10-13	BT10013	13	39,50	140	140
T10-14	BT10014	14	42,70	160	160
T10-15	BT10015	15	45,90	160	160
T10-16	BT10016	16	49,10	160	160
T10-17	BT10017	17	52,25	160	160
T10-18	BT10018	18	55,45	160	160
T10-19	BT10019	19	58,65	160	160
T10-20	BT10020	20	61,80	160	160
T10-21	BT10021	21	65,00	160	160
T10-22	BT10022	22	68,20	160	160
T10-23	BT10023	23	71,35	160	160
T10-24	BT10024	24	74,55	160	160
T10-26	BT10026	26	80,90	160	160
T10-28	BT10028	28	87,25	160	160
T10-30	BT10030	30	93,65	160	160
T10-32	BT10032	32	100,00	160	160
T10-34	BT10034	34	106,40	160	160
T10-36	BT10036	36	112,75	160	160
T10-38	BT10038	38	119,10	160	160
T10-40	BT10040	40	125,45	160	160
T10-45	BT10045	45	141,40	160	160
T10-48	BT10048	48	150,95	160	160
T10-60	BT10060	60	189,10	160	160
T10-72	BT10072	72	227,29	160	160

Per barre con n. di denti non
inclusi in queste tavole, chiedere
per quotazione.

For bars with a number of teeth
not included in these tables
please ask for our quotation.

Verlangen sie Angebot für
Stangen mit anzahl von Zaehnen
die nicht in diesen Tafeln
aufgefuehrt sind.

Pour les barreaux avec un
nombre de dents different du
tableau, nous consulter.

Pidan oferta por lo que concierne
una cantidad de dientes no
incluida en estas tablas.



PULEGGE PER CINGHIE DENTATE PASSO METRICO ST PER CINGHIE «AT»

ST Timing belt pulleys metric pitch for «AT» belts
ST Zahnriemenscheiben metrische Teilung für «AT» riemen
Poulies dentées ST pour courroies «AT» pas métrique
Poleas dentadas ST para correas «AT» con paso metrico

Pulegge per cinghie dentate passo metrico ST per cinghie "AT"
ST Timing belt pulleys metric pitch for "AT" belts
ST Zahnriemenscheiben metrische Teilung für "AT" riemen
Poulies dentées ST pour courroies "AT" pas métrique
Poleas dentadas ST para correas "AT" con paso metrico

Materiale:
alluminio 6082 T6
UNI 9006/4 adatto al
trattamento anodico

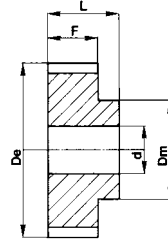
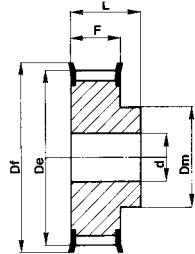
Material:
aluminium 6082 T6
UNI 9006/4 suitable for
anodic treatment

Werkstoff:
aluminium 6082 T6
UNI 9006/4 geeignet für
anodischen oxydation

Matière:
aluminium 6082 T6
UNI 9006/4 apte au
traitement anodique

Material:
aluminio 6082 T6
UNI 9006/4 apto para la
oxidacion anodica

Tipo / Type
6F



Tipo / Type
6

ST 5

(Passo 5 mm)
 per cinghia larghezza 10 mm

(Pitch 5 mm)
 for belt width 10 mm

(Teilung 5 mm)
 für Riemenbreite 10 mm

(Pas 5 mm)
 pour courroies largeur 10 mm

(Paso 5 mm)
 para correas ancho 10 mm

Codice Code symbol / Fabriknummer Code symbole / Numero de fabrica	Nostro codice Our code / Unser kode Notre code / Nuestro codigo	Tipo / Typ Type / Tipo	Codice flangia Flange code / Bordscheiben-Code Code flasque / Código brida	N. denti N. of teeth / Zahnezahl N. bre de dents / Cantidad de dientes	De	Df	Dm	F	L	d	Peso / Weight Gewicht / Poids / Peso Kg
21 ST5/12-2	21ST512	6F	FL001	12	17,85	23,0	11	15	21	-	0,018
21 ST5/14-2	21ST514	6F	FL002	14	21,05	25,0	13	15	21	-	0,019
21 ST5/15-2	21ST515	6F	FL004	15	22,65	28,0	16	15	21	-	0,021
21 ST5/16-2	21ST516	6F	FL005	16	24,20	32,0	18	15	21	-	0,025
21 ST5/18-2	21ST518	6F	FL006	18	27,40	32,0	20	15	21	-	0,031
21 ST5/19-2	21ST519	6F	FL008	19	29,00	36,0	22	15	21	-	0,036
21 ST5/20-2	21ST520	6F	FL008	20	30,60	36,0	23	15	21	-	0,038
21 ST5/22-2	21ST522	6F	FL009	22	33,85	38,0	24	15	21	-	0,048
21 ST5/24-2	21ST524	6F	FL013	24	37,00	42,0	26	15	21	-	0,054
21 ST5/25-2	21ST525	6F	FL012	25	38,60	44,0	26	15	21	-	0,058
21 ST5/26-2	21ST526	6F	FL012	26	40,20	44,0	26	15	21	-	0,062
21 ST5/27-2	21ST527	6F	FL011	27	41,80	48,0	30	15	21	8	0,064
21 ST5/28-2	21ST528	6F	FL011	28	43,35	48,0	32	15	21	8	0,071
21 ST5/30-2	21ST530	6F	FL016	30	46,55	51,0	34	15	21	8	0,076
21 ST5/32-2	21ST532	6F	FL018	32	49,70	54,0	36	15	21	8	0,088
21 ST5/36-2	21ST536	6F	FL023	36	56,05	64,0	38	15	21	8	0,114
21 ST5/40-2	21ST540	6F	FL024	40	62,45	66,5	40	15	21	8	0,138
21 ST5/42-2	21ST542	6F	FL026	42	65,60	70,0	40	15	21	8	0,180
21 ST5/44-0	21ST544	6	-	44	68,80	-	45	15	21	8	0,185
21 ST5/48-0	21ST548	6	-	48	75,15	-	50	15	21	8	0,200
21 ST5/60-0	21ST560	6	-	60	94,25	-	65	15	21	8	0,307

(Passo 5 mm)
 per cinghia larghezza 16 mm

(Pitch 5 mm)
 for belt width 16 mm

(Teilung 5 mm)
 für Riemenbreite 16 mm

(Pas 5 mm)
 pour courroies largeur 16 mm

(Paso 5 mm)
 para correas ancho 16 mm

Codice Code symbol / Fabriknummer Code symbole / Numero de fabrica	Nostro codice Our code / Unser kode Notre code / Nuestro codigo	Tipo / Typ Type / Tipo	Codice flangia Flange code / Bordscheiben-Code Code flasque / Código brida	N. denti N. of teeth / Zahnezahl N. bre de dents / Cantidad de dientes	De	Df	Dm	F	L	d	Peso / Weight Gewicht / Poids / Peso Kg
27 ST5/12-2	27ST512	6F	FL001	12	17,85	23,0	11	21	27	-	0,022
27 ST5/14-2	27ST514	6F	FL002	14	21,05	25,0	13	21	27	-	0,026
27 ST5/15-2	27ST515	6F	FL004	15	22,65	28,0	16	21	27	-	0,029
27 ST5/16-2	27ST516	6F	FL005	16	24,20	32,0	18	21	27	-	0,035
27 ST5/18-2	27ST518	6F	FL006	18	27,40	32,0	20	21	27	-	0,043
27 ST5/19-2	27ST519	6F	FL008	19	29,00	36,0	22	21	27	-	0,049
27 ST5/20-2	27ST520	6F	FL008	20	30,60	36,0	23	21	27	-	0,053
27 ST5/22-2	27ST522	6F	FL009	22	33,85	38,0	24	21	27	-	0,054
27 ST5/24-2	27ST524	6F	FL013	24	37,00	42,0	26	21	27	-	0,076
27 ST5/25-2	27ST525	6F	FL012	25	38,60	44,0	26	21	27	-	0,081
27 ST5/26-2	27ST526	6F	FL012	26	40,20	44,0	26	21	27	-	0,085
27 ST5/27-2	27ST527	6F	FL011	27	41,80	48,0	30	21	27	8	0,090
27 ST5/28-2	27ST528	6F	FL011	28	43,35	48,0	32	21	27	8	0,092
27 ST5/30-2	27ST530	6F	FL016	30	46,55	51,0	34	21	27	8	0,105
27 ST5/32-2	27ST532	6F	FL018	32	49,70	54,0	36	21	27	8	0,123
27 ST5/36-2	27ST536	6F	FL023	36	56,05	64,0	38	21	27	8	0,160
27 ST5/40-2	27ST540	6F	FL024	40	62,45	66,5	40	21	27	8	0,193
27 ST5/42-2	27ST542	6F	FL026	42	65,60	70,0	40	21	27	8	0,205
27 ST5/44-0	27ST544	6	-	44	68,80	-	45	21	27	8	0,228
27 ST5/48-0	27ST548	6	-	48	75,15	-	50	21	27	8	0,280
27 ST5/60-0	27ST560	6	-	60	94,25	-	65	21	27	8	0,430

(Passo 5 mm)
 per cinghia larghezza 25 mm

(Pitch 5 mm)
 for belt width 25 mm

(Teilung 5 mm)
 für Riemenbreite 25 mm

(Pas 5 mm)
 pour courroies largeur 25 mm

(Paso 5 mm)
 para correas ancho 25 mm

Codice Code symbol / Fabriknummer Code symbole / Numero de fabrica	Nostro codice Our code / Unser kode Notre code / Nuestro codigo	Tipo / Typ Type / Tipo	Codice flangia Flange code / Bordscheiben-Code Code flasque / Código brida	N. denti N. of teeth / Zahnezahl N. bre de dents / Cantidad de dientes	De	Df	Dm	F	L	d	Peso / Weight Gewicht / Poids / Peso Kg
36 ST5/12-2	36ST512	6F	FL001	12	17,85	23,0	11	30	36	-	0,031
36 ST5/14-2	36ST514	6F	FL002	14	21,05	25,0	13	30	36	-	0,037
36 ST5/15-2	36ST515	6F	FL004	15	22,65	28,0	16	30	36	-	0,041
36 ST5/16-2	36ST516	6F	FL005	16	24,20	32,0	18	30	36	-	0,050
36 ST5/18-2	36ST518	6F	FL006	18	27,40	32,0	20	30	36	-	0,061
36 ST5/19-2	36ST519	6F	FL008	19	29,00	36,0	22	30	36	-	0,070
36 ST5/20-2	36ST520	6F	FL008	20	30,60	36,0	23	30	36	-	0,076
36 ST5/22-2	36ST522	6F	FL009	22	33,85	38,0	24	30	36	-	0,080
36 ST5/24-2	36ST524	6F	FL013	24	37,00	42,0	26	30	36	-	0,109
36 ST5/25-2	36ST525	6F	FL012	25	38,60	44,0	26	30	36	-	0,118
36 ST5/26-2	36ST526	6F	FL012	26	40,20	44,0	26	30	36	-	0,120
36 ST5/27-2	36ST527	6F	FL011	27	41,80	48,0	30	30	36	8	0,128
36 ST5/28-2	36ST528	6F	FL011	28	43,35	48,0	32	30	36	8	0,135
36 ST5/30-2	36ST530	6F	FL016	30	46,55	51,0	34	30	36	8	0,150
36 ST5/32-2	36ST532	6F	FL018	32	49,70	54,0	36	30	36	8	0,178
36 ST5/36-2	36ST536	6F	FL023	36	56,05	64,0	38	30	36	8	0,230
36 ST5/40-2	36ST540	6F	FL024	40	62,45	66,5	40	30	36	8	0,278
36 ST5/42-2	36ST542	6F	FL026	42	65,60	70,0	40	30	36	8	0,284
36 ST5/44-0	36ST544	6	-	44	68,80	-	45	30	36	8	0,315
36 ST5/48-0	36ST548	6	-	48	75,15	-	50	30	36	8	0,400
36 ST5/60-0	36ST560	6	-	60	94,25	-	65	30	36	8	0,614

Pulegge per cinghie dentate passo metrico ST per cinghie "AT"
ST Timing belt pulleys metric pitch for "AT" belts
ST Zahnriemenscheiben metrische Teilung für "AT" riemen
Poulies dentées ST pour courroies "AT" pas métrique
Poleas dentadas ST para correas "AT" con paso metrico

Materiale:
 alluminio 6082 T6
 UNI 9006/4 adatto al
 trattamento anodico

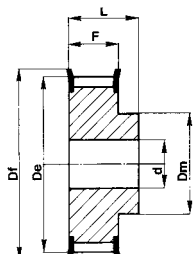
Material:
 aluminium 6082 T6
 UNI 9006/4 suitable for
 anodic treatment

Werkstoff:
 aluminium 6082 T6
 UNI 9006/4 geeignet für
 anodischen oxydation

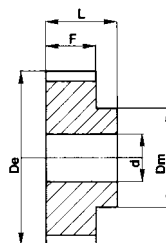
Matière:
 aluminium 6082 T6
 UNI 9006/4 apte au
 traitement anodique

Material:
 aluminio 6082 T6
 UNI 9006/4 apto para la
 oxidación anodica

Tipo / Type
6F



Tipo / Type
6



ST 10

(Paso 10 mm)
 per cinghia larghezza 16 mm

(Pitch 10 mm)
 for belt width 16 mm

(Teilung 10 mm)
 für Riemenbreite 16 mm

(Pas 10 mm)
 pour courroies largeur 16 mm

(Paso 10 mm)
 para correas ancho 16 mm

Codice Code symbol / Fabriknummer Code symbole / Numero de fabrica	Nostro codice Our code / Unser kode Notre code / Nuestro codigo	Tipo Type / Typ Type / Tipo	Codice flangia Flange code / Bordscheiben-Code Code flasque / Código brida	N. denti N. of teeth / Zahnezahl N. bre de dents / Cantidad de dientes	De	Df	Dm	F	L	d	Peso / Weight Gewicht / Poids / Peso Kg
31 ST10/15-2	31ST115	6F	FL016	15	45,90	51,0	31	21	31	8	0,118
31 ST10/16-2	31ST116	6F	FL018	16	49,05	54,0	35	21	31	8	0,134
31 ST10/18-2	31ST118	6F	FL021	18	55,45	60,0	40	21	31	8	0,167
31 ST10/19-2	31ST119	6F	FL024	19	58,60	66,5	44	21	31	8	0,184
31 ST10/20-2	31ST120	6F	FL024	20	61,80	66,5	46	21	31	8	0,208
31 ST10/22-2	31ST122	6F	FL027	22	68,15	75,0	52	21	31	8	0,253
31 ST10/24-2	31ST124	6F	FL029	24	74,55	83,0	58	21	31	8	0,288
31 ST10/25-2	31ST125	6F	FL029	25	77,70	83,0	60	21	31	8	0,310
31 ST10/26-2	31ST126	6F	FL031	26	80,90	87,0	60	21	31	8	0,357
31 ST10/27-2	31ST127	6F	FL032	27	84,10	91,0	60	21	31	8	0,364
31 ST10/28-2	31ST128	6F	FL033	28	87,25	93,0	60	21	31	8	0,401
31 ST10/30-2	31ST130	6F	FL035	30	93,65	97,0	60	21	31	8	0,441
31 ST10/32-2	31ST132	6F	FL038	32	100,00	106,0	65	21	31	10	0,493
31 ST10/36-2	31ST136	6F	FL043	36	112,75	119,0	70	21	31	10	0,623
31 ST10/40-2	31ST140	6F	FL047	40	125,45	131,0	80	21	31	10	0,787
31 ST10/44-0	31ST144	6	-	44	138,20	-	88	21	31	10	0,993
31 ST10/48-0	31ST148	6	-	48	150,95	-	95	21	31	16	1,090
31 ST10/60-0	31ST160	6	-	60	189,10	-	110	21	31	16	1,701

(Paso 10 mm)
 per cinghia larghezza 25 mm

(Pitch 10 mm)
 for belt width 25 mm

(Teilung 10 mm)
 für Riemenbreite 25 mm

(Pas 10 mm)
 pour courroies largeur 25 mm

(Paso 10 mm)
 para correas ancho 25 mm

40 ST10/15-2	40ST115	6F	FL016	15	45,90	51,0	31	30	40	8	0,152
40 ST10/16-2	40ST116	6F	FL018	16	49,05	54,0	35	30	40	8	0,176
40 ST10/18-2	40ST118	6F	FL021	18	55,45	60,0	40	30	40	8	0,224
40 ST10/19-2	40ST119	6F	FL024	19	58,60	66,5	44	30	40	8	0,247
40 ST10/20-2	40ST120	6F	FL024	20	61,80	66,5	46	30	40	8	0,276
40 ST10/22-2	40ST122	6F	FL027	22	68,15	75,0	52	30	40	8	0,337
40 ST10/24-2	40ST124	6F	FL029	24	74,55	83,0	58	30	40	8	0,392
40 ST10/25-2	40ST125	6F	FL029	25	77,70	83,0	60	30	40	8	0,422
40 ST10/26-2	40ST126	6F	FL031	26	80,90	87,0	60	30	40	8	0,477
40 ST10/27-2	40ST127	6F	FL032	27	84,10	91,0	60	30	40	8	0,536
40 ST10/28-2	40ST128	6F	FL033	28	87,25	93,0	60	30	40	8	0,540
40 ST10/30-2	40ST130	6F	FL035	30	93,65	97,0	60	30	40	8	0,640
40 ST10/32-2	40ST132	6F	FL038	32	100,00	106,0	65	30	40	10	0,693
40 ST10/36-2	40ST136	6F	FL043	36	112,75	119,0	70	30	40	10	0,873
40 ST10/40-2	40ST140	6F	FL047	40	125,45	131,0	80	30	40	10	1,067
40 ST10/44-0	40ST144	6	-	44	138,20	-	88	30	40	10	1,350
40 ST10/48-0	40ST148	6	-	48	150,95	-	95	30	40	16	1,516
40 ST10/60-0	40ST160	6	-	60	189,10	-	110	30	40	16	2,339

Pulegge per cinghie dentate passo metrico ST per cinghie "AT"
ST Timing belt pulleys metric pitch for "AT" belts
ST Zahnriemenscheiben metrische Teilung für "AT" riemen
Poulies dentées ST pour courroies "AT" pas métrique
Poleas dentadas ST para correas "AT" con paso metrico

Materiale:
alluminio 6082 T6
UNI 9006/4 adatto al
trattamento anodico

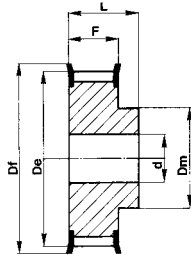
Material:
aluminium 6082 T6
UNI 9006/4 suitable for
anodic treatment

Werkstoff:
aluminium 6082 T6
UNI 9006/4 geeignet für
anodischen oxydation

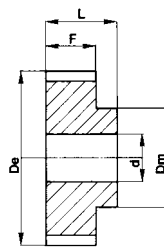
Matière:
aluminium 6082 T6
UNI 9006/4 apte au
traitement anodique

Material:
aluminio 6082 T6
UNI 9006/4 apto para la
oxidacion anodica

Tipo / Type
6F



Tipo / Type
6



ST 10

(Passo 10 mm)
per cinghia larghezza 32 mm

(Pitch 10 mm)
for belt width 32 mm

(Teilung 10 mm)
für Riemenbreite 32 mm

(Pas 10 mm)
pour courroies largeur 32 mm

(Paso 10 mm)
para correas ancho 32 mm

Codice Code symbol / Fabriknummer Code symbole / Numero de fabrica	Nostro codice Our code / Unser kode Notre code / Nuestro codigo	Tipo Type / Typ Type / Tipo	Codice flangia Flange code / Bordscheiben-Code Code flasque / Código brida	N. denti N. of teeth / Zahnezahl N. bre de dents / Cantidad de dientes	De	Df	Dm	F	L	d	Peso / Weight Gewicht / Poids / Peso Kg
47 ST10/18-2	47ST118	6F	FL021	18	55,45	60,0	40	37	47	10	0,253
47 ST10/19-2	47ST119	6F	FL024	19	58,60	66,5	44	37	47	10	0,286
47 ST10/20-2	47ST120	6F	FL024	20	61,80	66,5	46	37	47	12	0,322
47 ST10/22-2	47ST122	6F	FL027	22	68,15	75,0	52	37	47	12	0,393
47 ST10/24-2	47ST124	6F	FL029	24	74,55	83,0	58	37	47	12	0,475
47 ST10/25-2	47ST125	6F	FL029	25	77,70	83,0	60	37	47	12	0,527
47 ST10/26-2	47ST126	6F	FL031	26	80,90	87,0	60	37	47	12	0,564
47 ST10/27-2	47ST127	6F	FL032	27	84,10	91,0	60	37	47	12	0,602
47 ST10/28-2	47ST128	6F	FL033	28	87,25	93,0	60	37	47	12	0,642
47 ST10/30-2	47ST130	6F	FL035	30	93,65	97,0	60	37	47	12	0,740
47 ST10/32-2	47ST132	6F	FL038	32	100,00	106,0	65	37	47	12	0,844
47 ST10/36-2	47ST136	6F	FL043	36	112,75	119,0	70	37	47	16	1,063
47 ST10/40-2	47ST140	6F	FL047	40	125,45	131,0	80	37	47	16	1,317
47 ST10/44-0	47ST144	6	-	44	138,20	-	88	37	47	16	1,611
47 ST10/48-0	47ST148	6	-	48	150,95	-	95	37	47	16	1,931
47 ST10/60-0	47ST160	6	-	60	189,10	-	110	37	47	16	3,004

(Passo 10 mm)
per cinghia larghezza 50 mm

(Pitch 10 mm)
for belt width 50 mm

(Teilung 10 mm)
für Riemenbreite 50 mm

(Pas 10 mm)
pour courroies largeur 50 mm

(Paso 10 mm)
para correas ancho 50 mm

66 ST10/18-2	66ST118	6F	FL021	18	55,45	60,0	40	56	66	10	0,422
66 ST10/19-2	66ST119	6F	FL024	19	58,60	66,5	44	56	66	10	0,466
66 ST10/20-2	66ST120	6F	FL024	20	61,80	66,5	46	56	66	12	0,520
66 ST10/22-2	66ST122	6F	FL027	22	68,15	75,0	52	56	66	12	0,570
66 ST10/24-2	66ST124	6F	FL029	24	74,55	83,0	58	56	66	12	0,736
66 ST10/25-2	66ST125	6F	FL029	25	77,70	83,0	60	56	66	12	0,766
66 ST10/26-2	66ST126	6F	FL031	26	80,90	87,0	60	56	66	12	0,816
66 ST10/27-2	66ST127	6F	FL032	27	84,10	91,0	60	56	66	12	0,946
66 ST10/28-2	66ST128	6F	FL033	28	87,25	93,0	60	56	66	12	0,960
66 ST10/30-2	66ST130	6F	FL035	30	93,65	97,0	60	56	66	12	1,169
66 ST10/32-2	66ST132	6F	FL038	32	100,00	106,0	65	56	66	12	1,300
66 ST10/36-2	66ST136	6F	FL043	36	112,75	119,0	70	56	66	16	1,637
66 ST10/40-2	66ST140	6F	FL047	40	125,45	131,0	80	56	66	16	1,999
66 ST10/44-0	66ST144	6	-	44	138,20	-	88	56	66	16	2,357
66 ST10/48-0	66ST148	6	-	48	150,95	-	95	56	66	16	2,830
66 ST10/60-0	66ST160	6	-	60	189,10	-	110	56	66	16	4,368

Barre dentate standard ST per cinghie " AT "
ST Standard toothed bars for " AT " belts
ST Standard Zahnriemenstangen für " AT "
Barreaux dentés standard ST pour courroies " AT "
Barras dentadas de serie ST para correas " AT "

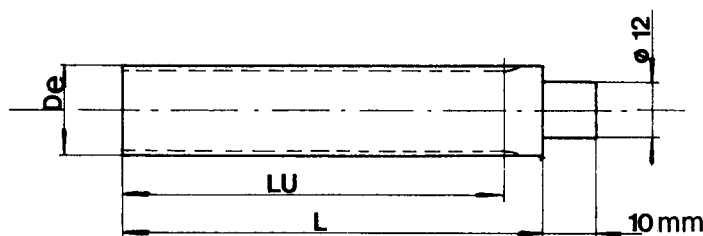
Materiale:
alluminio 6082 T6
UNI 9006/4 adatto al
trattamento anodico

Material:
aluminium 6082 T6
UNI 9006/4 suitable for
anodic treatment

Werkstoff:
aluminium 6082 T6
UNI 9006/4 geeignet für
anodischen oxydation

Matière:
aluminium 6082 T6
UNI 9006/4 apte au
traitement anodique

Material:
aluminio 6082 T6
UNI 9006/4 apto para la
oxidacion anodica



ST 5

(Passo 5 mm) / (Pitch 5 mm) / (Teilung 5 mm) / (Pas 5 mm) / (Paso 5 mm)

Codice Code symbol Fabriknummer Code symbole Numero de fabrica	Nostro codice Our code Unser kode Notre code Nuestro codigo	N. denti N. of teeth Zahnezahl N. bre de dents Cantidad de dientes	De	Lu	L
ST05012	BST0512	12	17,85	125	140
ST05013	BST0513	13	19,45	125	140
ST05014	BST0514	14	21,05	132	140
ST05015	BST0515	15	22,65	132	140
ST05016	BST0516	16	24,20	140	140
ST05017	BST0517	17	25,80	140	140
ST05018	BST0518	18	27,40	140	140
ST05019	BST0519	19	29,00	140	140
ST05020	BST0520	20	30,60	160	160
ST05021	BST0521	21	32,30	160	160
ST05022	BST0522	22	33,85	160	160
ST05023	BST0523	23	35,45	160	160
ST05024	BST0524	24	37,00	160	160
ST05025	BST0525	25	38,60	160	160
ST05026	BST0526	26	40,20	160	160
ST05027	BST0527	27	41,80	160	160
ST05028	BST0528	28	43,35	160	160
ST05029	BST0529	29	44,95	160	160
ST05030	BST0530	30	46,55	160	160
ST05031	BST0531	31	48,15	160	160
ST05032	BST0532	32	49,70	160	160
ST05033	BST0533	33	51,30	160	160
ST05034	BST0534	34	52,85	160	160
ST05035	BST0535	35	54,45	160	160
ST05036	BST0536	36	56,05	160	160
ST05038	BST0538	38	59,25	160	160
ST05040	BST0540	40	62,45	160	160
ST05042	BST0542	42	65,60	160	160
ST05044	BST0544	44	68,80	160	160
ST05045	BST0545	45	70,40	160	160
ST05046	BST0546	46	72,00	160	160
ST05048	BST0548	48	75,15	160	160
ST05050	BST0550	50	78,35	160	160
ST05052	BST0552	52	81,55	160	160
ST05054	BST0554	54	84,70	160	160
ST05055	BST0555	55	86,30	160	160
ST05056	BST0556	56	87,90	160	160
ST05058	BST0558	58	91,10	160	160
ST05060	BST0560	60	94,25	160	160
ST05062	BST0562	62	97,45	160	160
ST05064	BST0564	64	100,65	160	160
ST05065	BST0565	65	102,25	160	160
ST05070	BST0570	70	110,20	160	160
ST05072	BST0572	72	113,25	160	160

ST 10

(Passo 10 mm) / (Pitch 10 mm) / (Teilung 10 mm) / (Pas 10 mm) / (Paso 10 mm)

Codice Code symbol Fabriknummer Code symbole Numero de fabrica	Nostro codice Our code Unser kode Notre code Nuestro codigo	N. denti N. of teeth Zahnezahl N. bre de dents Cantidad de dientes	De	Lu	L
ST10015	BST1015	15	45,90	160	160
ST10016	BST1016	16	49,05	160	160
ST10017	BST1017	17	52,25	160	160
ST10018	BST1018	18	55,45	160	160
ST10019	BST1019	19	58,60	160	160
ST10020	BST1020	20	61,80	160	160
ST10021	BST1021	21	65,00	160	160
ST10022	BST1022	22	68,15	160	160
ST10023	BST1023	23	71,35	160	160
ST10024	BST1024	24	74,55	160	160
ST10025	BST1025	25	77,70	160	160
ST10026	BST1026	26	80,90	160	160
ST10027	BST1027	27	84,10	160	160
ST10028	BST1028	28	87,25	160	160
ST10029	BST1029	29	90,45	160	160
ST10030	BST1030	30	93,65	160	160
ST10031	BST1031	31	96,80	160	160
ST10032	BST1032	32	100,00	160	160
ST10033	BST1033	33	103,20	160	160
ST10034	BST1034	34	106,40	160	160
ST10035	BST1035	35	109,55	160	160
ST10036	BST1036	36	112,75	160	160
ST10037	BST1037	37	115,90	160	160
ST10038	BST1038	38	119,10	160	160
ST10040	BST1040	40	125,45	160	160
ST10041	BST1041	41	128,65	160	160
ST10042	BST1042	42	131,85	160	160
ST10044	BST1044	44	138,20	160	160
ST10045	BST1045	45	141,40	160	160
ST48046	BST1046	46	144,55	160	160
ST10048	BST1048	48	150,95	160	160
ST10050	BST1050	50	157,30	160	160
ST10051	BST1051	51	160,50	160	160
ST10052	BST1052	52	163,65	160	160
ST10054	BST1054	54	170,05	160	160
ST10055	BST1055	55	173,20	160	160
ST10056	BST1056	56	176,40	160	160
ST10057	BST1057	57	179,60	160	160
ST10058	BST1058	58	182,75	160	160
ST10059	BST1059	59	185,95	160	160
ST10060	BST1060	60	189,10	160	160
ST10062	BST1062	62	195,50	160	160
ST10070	BST1070	70	220,95	160	160
ST10075	BST1075	75	236,90	160	160

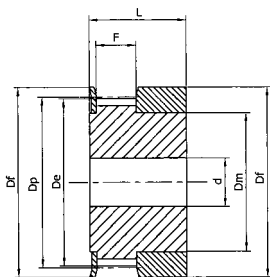


PULEGGE DENTATE PER CINGHIE HTD®

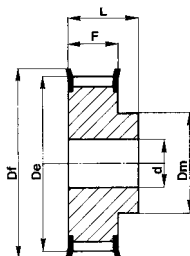
Timing belt pulleys HTD®
HTD® Zahnriemenscheiben
Poulies dentées HTD®

Poleas para correas dentadas HTD®

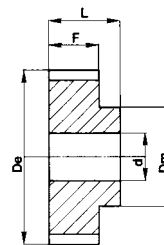
Pulegge dentate per cinghie HTD® / Timing belt pulleys HTD®
HTD® Zahnriemenscheiben / Poulies dentées HTD®
Poleas para correas dentadas HTD®



Tipo / Type
1F



Tipo / Type
6F



Tipo / Type
6

HTD® 3M-06

Caratteristiche Features Merkmal Características	Codice Code symbol Fabriknummer Code symbole Numero de fabrica	Nostro codice Our code Unser kode Notre code Nuestro codigo	Tipo Type Typ Type Tipo	Codice flangia Flange code Bordscheiben-Code Code flasque Código brida	N. denti N. of teeth Zahnezahl N. bre de dents Cantidad de dientes	Dp	De	Df	Dm	F	L	Foro stock Stock bore Vor bohrung Alesage en stock Agujero de stock	Peso Weight / Gewicht Poids / Peso Kg
con flangia / with flanges mit Flanges / avec flasques con tapetas	10 3M 06	03M0610	1F	FL501	10	9,55	8,79	13,0	6,0	7,2	14,5	-	
	12 3M 06	03M0612	1F	FL502	12	11,46	10,70	15,0	8,0	7,2	14,5	-	
	14 3M 06	03M0614	1F	FL503	14	13,37	12,61	16,0	9,5	7,2	14,5	-	
	153M 06	03M0615	1F	FL516	15	14,32	13,56	17,5	10,5	7,2	14,5	-	
	16 3M 06	03M0616	6F	FL504	16	15,28	14,52	17,5	10,0	9,8	17,5	-	
	18 3M 06	03M0618	6F	FL505	18	17,19	16,43	20,0	11,0	9,8	17,5	-	
	20 3M 06	03M0620	6F	FL517	20	19,10	18,34	23,0	13,0	9,8	17,5	-	
	21 3M 06	03M0621	6F	FL518	21	20,05	19,29	25,0	13,0	9,8	17,5	-	
	22 3M 06	03M0622	6F	FL518	22	21,01	20,25	25,0	13,0	9,8	17,5	-	
	24 3M 06	03M0624	6F	FL518	24	22,92	22,16	25,0	13,0	9,8	17,5	-	
	26 3M 06	03M0626	6F	FL508	26	24,83	24,07	28,0	16,0	9,8	17,5	-	
	28 3M 06	03M0628	6F	FL509	28	26,74	25,98	32,0	18,0	9,8	17,5	-	
	30 3M 06	03M0630	6F	FL509	30	28,65	27,89	32,0	20,0	9,8	17,5	-	
	32 3M 06	03M0632	6F	FL510	32	30,56	29,80	36,0	22,0	9,8	17,5	-	
36 3M 06	03M0636	6F	FL519	36	34,38	33,62	39,0	26,0	10,3	18,0	-		
40 3M 06	03M0640	6F	FL513	40	38,20	37,44	42,0	28,0	10,3	18,0	-		
44 3M 06	03M0644	6F	FL520	44	42,02	41,26	48,0	33,0	10,3	18,0	-		
senza flangia / without flanges ohne Flanschen / sans flasques sin tapetas	48 3M 06	03M0648	6	-	48	45,84	45,08	-	33,0	10,3	18,6	8	
	60 3M 06	03M0660	6	-	60	57,30	56,54	-	33,0	10,3	18,6	8	
	72 3M 06	03M0672	6	-	72	68,75	67,99	-	33,0	10,3	18,6	8	

Pulegge dentate per cinghie HTD® / Timing belt pulleys HTD®
HTD® Zahnriemenscheiben / Poulies dentées HTD®
Poleas para correas dentadas HTD®

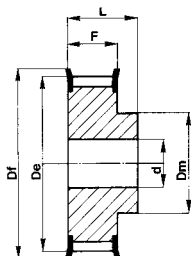
HTD® 3M-09

Caratteristiche Features Merkmale Características	Codice Code symbol Fabriknummer Code symbole Numero de fabrica	Nostro codice Our code Unser kode Notre code Nuestro código	Tipo Type Typ Type Tipo	Codice flangia Flange code Bordscheiben-Code Code flasque Código brida	N. denti N. of teeth Zahnezahl N. bre de dents Cantidad de dientes	Dp	De	Df	Dm	F	L	Foro stock Stock bore Vor bohrung Alesage en stock Agujero de stock	Peso Weight / Gewicht Poids / Peso Kg	
Alluminio / Aluminium / Aluminium / Aluminium / Aluminium 6082 T6 UNI 9006/4	10 3M 09	03M0910	1F	FL501	10	9,55	8,79	13,0	6,0	10,2	17,5	-	0,004	
	12 3M 09	03M0912	1F	FL502	12	11,46	10,70	15,0	8,0	10,2	17,5	-	0,006	
	14 3M 09	03M0914	1F	FL503	14	13,37	12,61	16,0	9,5	10,2	17,5	-	0,007	
	15 3M 09	03M0915	1F	FL516	15	14,32	13,56	17,5	10,5	10,2	17,5	-	0,008	
	16 3M 09	03M0916	6F	FL504	16	15,28	14,52	17,5	10,0	12,8	20,6	-	0,007	
	18 3M 09	03M0918	6F	FL505	18	17,19	16,43	20,0	10,6	12,8	20,6	-	0,008	
	20 3M 09	03M0920	6F	FL517	20	19,10	18,34	23,0	12,4	12,8	20,6	-	0,010	
	21 3M 09	03M0921	6F	FL518	21	20,05	19,29	25,0	13,0	12,8	20,6	-	0,013	
	22 3M 09	03M0922	6F	FL518	22	21,01	20,25	25,0	13,0	12,8	20,6	-	0,014	
	24 3M 09	03M0924	6F	FL518	24	22,92	22,16	25,0	13,0	12,8	20,6	-	0,016	
	26 3M 09	03M0926	6F	FL508	26	24,83	24,07	28,0	16,0	12,8	20,6	-	0,018	
	28 3M 09	03M0928	6F	FL509	28	26,74	25,98	32,0	18,0	12,8	20,6	-	0,024	
	30 3M 09	03M0930	6F	FL509	30	28,65	27,89	32,0	20,0	12,8	20,6	-	0,028	
	32 3M 09	03M0932	6F	FL510	32	30,56	29,80	36,0	22,0	12,8	20,6	-	0,032	
	36 3M 09	03M0936	6F	FL519	36	34,38	33,62	39,0	26,0	13,4	22,2	-	0,045	
	40 3M 09	03M0940	6F	FL513	40	38,20	37,44	42,0	28,0	13,4	22,2	-	0,055	
	44 3M 09	03M0944	6F	FL520	44	42,02	41,26	48,0	33,0	13,4	22,2	-	0,074	
	senza flangia / without flanges / ohne Flanschen sans flasques / sin tapetas	48 3M 09	03M0948	6	-	48	45,84	45,08	-	33,0	13,4	22,2	8	0,074
		60 3M 09	03M0960	6	-	60	57,30	56,54	-	33,0	13,4	22,2	8	0,106
		72 3M 09	03M0972	6	-	72	68,75	67,99	-	33,0	13,4	22,2	8	0,145

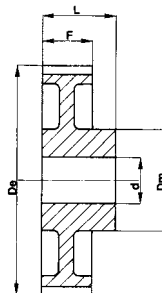
HTD® 3M-15

Caratteristiche Features Merkmale Características	Codice Code symbol Fabriknummer Code symbole Numero de fabrica	Nostro codice Our code Unser kode Notre code Nuestro código	Tipo Type Typ Type Tipo	Codice flangia Flange code Bordscheiben-Code Code flasque Código brida	N. denti N. of teeth Zahnezahl N. bre de dents Cantidad de dientes	Dp	De	Df	Dm	F	L	Foro stock Stock bore Vor bohrung Alesage en stock Agujero de stock	Peso Weight / Gewicht Poids / Peso Kg	
Alluminio / Aluminium / Aluminium / Aluminium / Aluminium 6082 T6 UNI 9006/4	10 3M 15	03M1510	1F	FL501	10	9,55	8,79	13,0	6,0	17,0	26,0	-	0,006	
	12 3M 15	03M1512	1F	FL502	12	11,46	10,70	15,0	8,0	17,0	26,0	-	0,008	
	14 3M 15	03M1514	1F	FL503	14	13,37	12,61	16,0	9,5	17,0	26,0	-	0,010	
	15 3M 15	03M1515	1F	FL516	15	14,32	13,56	17,5	10,5	17,0	26,0	-	0,012	
	16 3M 15	03M1516	6F	FL504	16	15,28	14,52	17,5	10,0	19,5	26,0	-	0,010	
	18 3M 15	03M1518	6F	FL505	18	17,19	16,43	20,0	10,6	19,5	26,0	-	0,012	
	20 3M 15	03M1520	6F	FL517	20	19,10	18,34	23,0	12,4	19,5	26,0	-	0,014	
	21 3M 15	03M1521	6F	FL518	21	20,05	19,29	25,0	13,0	19,5	26,0	-	0,016	
	22 3M 15	03M1522	6F	FL518	22	21,01	20,25	25,0	13,0	19,5	26,0	-	0,018	
	24 3M 15	03M1524	6F	FL518	24	22,92	22,16	25,0	13,0	19,5	26,0	-	0,020	
	26 3M 15	03M1526	6F	FL508	26	24,83	24,07	28,0	16,0	19,5	26,0	-	0,027	
	28 3M 15	03M1528	6F	FL509	28	26,74	25,98	32,0	18,0	19,5	26,0	-	0,030	
	30 3M 15	03M1530	6F	FL509	30	28,65	27,89	32,0	20,0	19,5	26,0	-	0,035	
	32 3M 15	03M1532	6F	FL510	32	30,56	29,80	36,0	22,0	19,5	26,0	-	0,042	
	36 3M 15	03M1536	6F	FL519	36	34,38	33,62	39,0	26,0	20,0	30,0	-	0,060	
	40 3M 15	03M1540	6F	FL513	40	38,20	37,44	42,0	28,0	20,0	30,0	-	0,075	
	44 3M 15	03M1544	6F	FL520	44	42,02	41,26	48,0	33,0	20,0	30,0	-	0,095	
	senza flangia / without flanges / ohne Flanschen sans flasques / sin tapetas	48 3M 15	03M1548	6	-	48	45,84	45,08	-	33,0	20,0	30,0	8	0,103
		60 3M 15	03M1560	6	-	60	57,30	56,54	-	33,0	20,0	30,0	8	0,150
		72 3M 15	03M1572	6	-	72	68,75	67,99	-	33,0	20,0	30,0	8	0,212

**Pulegge dentate per cinghie HTD® / Timing belt pulleys HTD®
HTD® Zahnriemenscheiben / Poulies dentées HTD®
Poleas para correas dentadas HTD®**



**Tipo / Type
6F**



**Tipo / Type
6W**

HTD® 5M-09

Caratteristiche Features Merkmale Características	Codice Code symbol Fabriknummer Code symbole Numero de fabrica	Nostro codice Our code Unser code Notre code Nuestro codigo	Tipo Type Typ Type Tipo	Codice flangia Flange code Bordscheiben-Code Code flasque Código brida	N. denti N. of teeth Zahnezahl N. bre de dents Cantidad de dientes	Dp	De	Df	Dm	Di	F	L	Foro stock Stock bore Vor bohrung Alesage en stock Agujero de stock	Peso Weight / Gewicht Poids / Peso Kg
Acciaio / Steel / Stahl Acier / Acero con flangia / with flanges mit Flanges / avec flasques con tapetas	12 5M 09	05M0912	6F	FL014	12	19,10	17,96	23,0	12,0	-	14,5	20,0	-	0,028
	14 5M 09	05M0914	6F	FL002	14	22,28	21,14	25,0	13,0	-	14,5	20,0	-	0,034
	15 5M 09	05M0915	6F	FL004	15	23,87	22,73	28,0	16,0	-	14,5	20,0	-	0,042
	16 5M 09	05M0916	6F	FL004	16	25,46	24,32	28,0	16,2	-	14,5	20,0	-	0,050
	18 5M 09	05M0918	6F	FL006	18	28,65	27,51	32,0	20,0	-	14,5	20,0	-	0,070
	20 5M 09	05M0920	6F	FL008	20	31,83	30,69	36,0	23,0	-	14,5	22,5	-	0,094
	21 5M 09	05M0921	6F	FL009	21	33,42	32,28	38,0	24,0	-	14,5	22,5	-	0,110
	22 5M 09	05M0922	6F	FL015	22	35,01	33,87	39,0	25,5	-	14,5	22,5	-	0,118
	24 5M 09	05M0924	6F	FL013	24	38,20	37,06	42,0	27,0	-	14,5	22,5	-	0,145
	26 5M 09	05M0926	6F	FL012	26	41,38	40,24	44,0	30,0	-	14,5	22,5	-	0,170
	28 5M 09	05M0928	6F	FL011	28	44,56	43,42	48,0	30,5	-	14,5	22,5	-	0,200
	30 5M 09	05M0930	6F	FL016	30	47,75	46,60	51,0	35,0	-	14,5	22,5	-	0,236
	32 5M 09	05M0932	6F	FL018	32	50,93	49,79	54,0	38,0	-	14,5	22,5	8	0,210
36 5M 09	05M0936	6F	FL021	36	57,30	56,16	60,0	38,0	-	14,5	22,5	8	0,324	
40 5M 09	05M0940	6F	FL025	40	63,66	62,52	71,0	38,0	-	14,5	22,5	8	0,400	
Alluminio / Aluminium Aluminium / Aluminium Aluminio senza flangia / without flanges / ohne Flanschen sans flasques / sin tapetas	44 5M 09	05M0944	6W	-	44	70,03	68,89	-	38,0	54	14,5	25,5	8	0,170
	48 5M 09	05M0948	6W	-	48	76,39	75,25	-	45,0	61	14,5	25,5	8	0,182
	60 5M 09	05M0960	6W	-	60	95,46	94,35	-	45,0	80	14,5	25,5	8	0,230
	72 5M 09	05M0972	6W	-	72	114,59	113,45	-	45,0	100	14,5	25,5	8	0,270

Pulegge dentate per cinghie HTD® / Timing belt pulleys HTD®

HTD® Zahnriemenscheiben / Poulies dentées HTD®

Poleas para correas dentadas HTD®

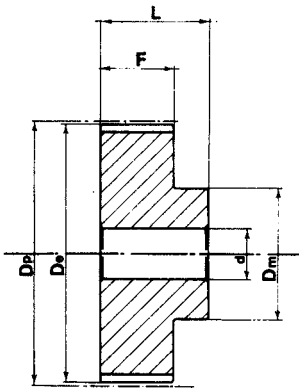
HTD® 5M-15

Caratteristiche Features Merkmale Características	Codice Code symbol Fabriknummer Code symbole Numero de fabrica	Nostro codice Our code Unser kode Notre code Nuestro codigo	Tipo Type Typ Type Tipo	Codice flangia Flange code Bordscheiben-Code Code flasque Código brida	N. denti N. of teeth Zahnezahl N. bre de dents Cantidad de dientes	Dp	De	Df	Dm	Di	F	L	Foro stock Stock bore Vor bohrung Alesage en stock Agujero de stock	Peso Weight / Gewicht Poids / Peso Kg
Acciaio / Steel / Stahl Acier / Acero con flangia / with flanges mit Flanges / avec flasques con tapetas	12 5M 15	05M1512	6F	FL014	12	19,10	17,96	23,0	12,0	-	20,5	26,0	-	0,034
	14 5M 15	05M1514	6F	FL002	14	22,28	21,14	25,0	13,0	-	20,5	26,0	-	0,046
	15 5M 15	05M1515	6F	FL004	15	23,87	22,73	28,0	16,0	-	20,5	26,0	-	0,056
	16 5M 15	05M1516	6F	FL004	16	25,46	24,32	28,0	16,2	-	20,5	26,0	-	0,064
	18 5M 15	05M1518	6F	FL006	18	28,65	27,51	32,0	20,0	-	20,5	26,0	-	0,086
	20 5M 15	05M1520	6F	FL008	20	31,83	30,69	36,0	23,0	-	20,5	26,0	-	0,112
	21 5M 15	05M1521	6F	FL009	21	33,42	32,28	38,0	24,0	-	20,5	26,0	-	0,130
	22 5M 15	05M1522	6F	FL015	22	35,01	33,87	39,0	25,5	-	20,5	26,0	-	0,140
	24 5M 15	05M1524	6F	FL013	24	38,20	37,06	42,0	27,0	-	20,5	28,0	-	0,180
	26 5M 15	05M1526	6F	FL012	26	41,38	40,24	44,0	30,0	-	20,5	28,0	-	0,220
	28 5M 15	05M1528	6F	FL011	28	44,56	43,42	48,0	30,5	-	20,5	28,0	-	0,250
	30 5M 15	05M1530	6F	FL016	30	47,75	46,60	51,0	35,0	-	20,5	28,0	-	0,300
	32 5M 15	05M1532	6F	FL018	32	50,93	49,79	54,0	38,0	-	20,5	28,0	8	0,350
	36 5M 15	05M1536	6F	FL021	36	57,30	56,16	60,0	38,0	-	20,5	28,0	8	0,426
40 5M 15	05M1540	6F	FL025	40	63,66	62,52	71,0	38,0	-	20,5	28,0	8	0,520	
Alluminio / Aluminium Aluminium / Aluminium Aluminio	44 5M 15	05M1544	6W	-	44	70,03	68,89	-	38,0	54	20,5	30,0	8	0,225
	48 5M 15	05M1548	6W	-	48	76,39	75,25	-	45,0	61	20,5	30,0	8	0,187
	60 5M 15	05M1560	6W	-	60	95,46	94,35	-	45,0	80	20,5	30,0	8	0,305
	72 5M 15	05M1572	6W	-	72	114,59	113,45	-	45,0	100	20,5	30,0	8	0,305

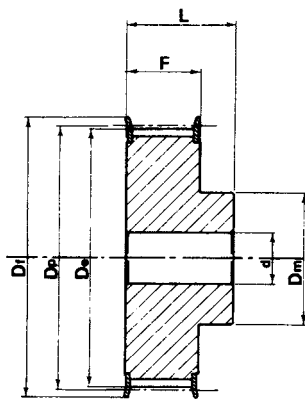
HTD® 5M-25

Caratteristiche Features Merkmale Características	Codice Code symbol Fabriknummer Code symbole Numero de fabrica	Nostro codice Our code Unser kode Notre code Nuestro codigo	Tipo Type Typ Type Tipo	Codice flangia Flange code Bordscheiben-Code Code flasque Código brida	N. denti N. of teeth Zahnezahl N. bre de dents Cantidad de dientes	Dp	De	Df	Dm	Di	F	L	Foro stock Stock bore Vor bohrung Alesage en stock Agujero de stock	Peso Weight / Gewicht Poids / Peso Kg
Acciaio / Steel / Stahl Acier / Acero con flangia / with flanges mit Flanges / avec flasques con tapetas	12 5M 25	05M2512	6F	FL014	12	19,10	17,96	23,0	12,0	-	30,5	36,0	-	0,050
	14 5M 25	05M2514	6F	FL002	14	22,28	21,14	25,0	13,0	-	30,5	36,0	-	0,070
	15 5M 25	05M2515	6F	FL004	15	23,87	22,73	28,0	16,0	-	30,5	36,0	-	0,080
	16 5M 25	05M2516	6F	FL004	16	25,46	24,32	28,0	16,5	-	30,5	36,0	-	0,100
	18 5M 25	05M2518	6F	FL006	18	28,65	27,51	32,0	20,0	-	30,5	36,0	-	0,120
	20 5M 25	05M2520	6F	FL008	20	31,83	30,69	36,0	23,0	-	30,5	36,0	-	0,160
	21 5M 25	05M2521	6F	FL009	21	33,42	32,28	38,0	24,0	-	30,5	38,5	-	0,190
	22 5M 25	05M2522	6F	FL015	22	35,01	33,87	39,0	25,5	-	30,5	38,5	-	0,210
	24 5M 25	05M2524	6F	FL013	24	38,20	37,06	42,0	27,0	-	30,5	38,5	-	0,250
	26 5M 25	05M2526	6F	FL012	26	41,38	40,24	44,0	30,0	-	30,5	38,5	-	0,300
	28 5M 25	05M2528	6F	FL011	28	44,56	43,42	48,0	30,5	-	30,5	38,5	-	0,350
	30 5M 25	05M2530	6F	FL016	30	47,75	46,60	51,0	35,0	-	30,5	38,5	-	0,420
	32 5M 25	05M2532	6F	FL018	32	50,93	49,79	54,0	38,0	-	30,5	38,5	8	0,480
	36 5M 25	05M2536	6F	FL021	36	57,30	56,16	60,0	38,0	-	30,5	38,5	8	0,590
40 5M 25	05M2540	6F	FL025	40	63,66	62,52	71,0	38,0	-	30,5	38,5	8	0,740	
Alluminio / Aluminium Aluminium / Aluminium Aluminio	44 5M 25	05M2544	6W	-	44	70,03	68,89	-	38,0	54	30,5	40,5	8	0,320
	48 5M 25	05M2548	6W	-	48	76,39	75,25	-	45,0	61	30,5	40,5	8	0,275
	60 5M 25	05M2560	6W	-	60	95,46	94,35	-	45,0	80	30,5	40,5	8	0,435
	72 5M 25	05M2572	6W	-	72	114,59	113,45	-	45,0	100	30,5	40,5	8	0,525

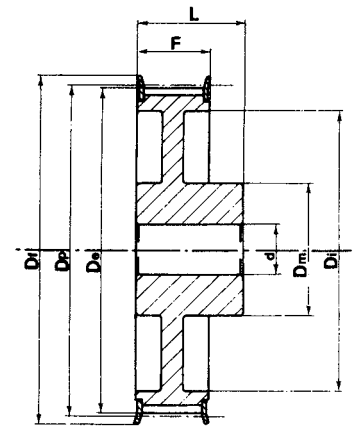
Pulegge dentate per cinghie HTD® / Timing belt pulleys HTD®
 HTD® Zahnriemenscheiben / Poulies dentées HTD®
 Poleas para correas dentadas HTD®



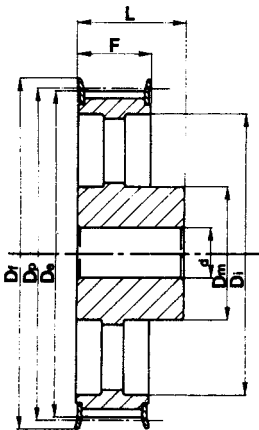
Tipo / Type
6



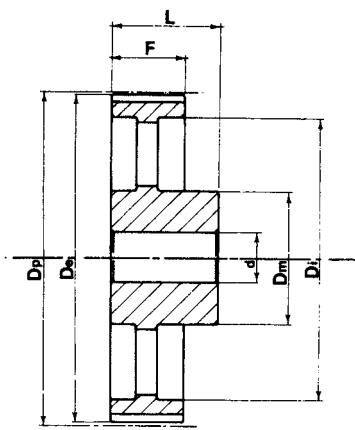
Tipo / Type
6F



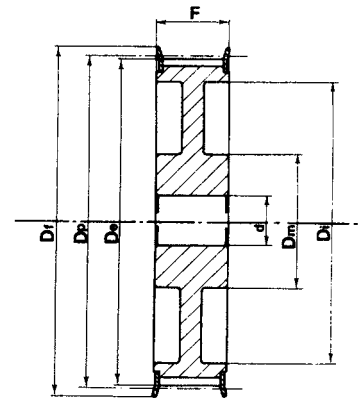
Tipo / Type
6WF



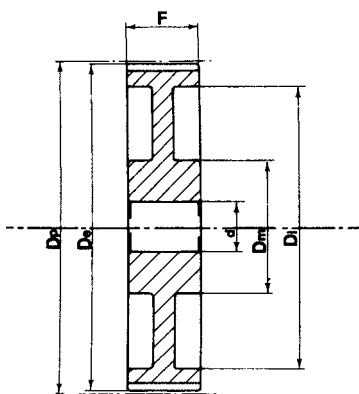
Tipo / Type
6AF



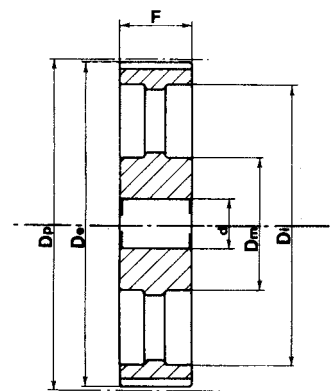
Tipo / Type
6A



Tipo / Type
10WF



Tipo / Type
10W



Tipo / Type
10A

Pulegge dentate per cinghie HTD® / Timing belt pulleys HTD®

HTD® Zahnriemenscheiben / Poulies dentées HTD®

Poleas para correas dentadas HTD®

HTD® 8M-20

Caratteristiche Features Merkmale Características	Codice Code symbol Fabriknummer Code symbole Numero de fabrica	Nostro codice Our code Unser kode Notre code Nuestro codigoo	Tipo Type Typ Type Tipo	Codice flangia Flange code Bordscheiben-Code Code flasque Código brida	N. denti N. of teeth Zahnezahl N. bre de dents Cantidad de dientes	Dp	De	Df	Dm	Di	F	L	d	Peso Weight / Gewicht Poids / Peso Kg
Acciaio / Steel / Stahl Acier / Acero	22 8M 20	08M2022	6F	FL053	22	56,02	54,65	60,0	43,0	-	28	38	12	0,54
	24 8M 20	08M2024	6F	FL069	24	61,12	59,75	66,0	45,0	-	28	38	12	0,65
	26 8M 20	08M2026	6F	FL061	26	66,21	64,84	70,0	48,0	-	28	38	12	0,80
	28 8M 20	08M2028	6F	FL079	28	71,30	69,93	75,0	50,0	-	28	38	15	0,87
	30 8M 20	08M2030	6F	FL073	30	76,39	75,02	83,0	55,0	-	28	38	15	1,02
	32 8M 20	08M2032	6F	FL076	32	81,49	80,16	87,0	60,0	-	28	38	15	1,20
	34 8M 20	08M2034	6F	FL066	34	86,58	85,22	91,0	70,0	-	28	38	15	1,40
	36 8M 20	08M2036	6F	FL068	36	91,67	90,30	97,0	75,0	-	28	38	15	1,55
	38 8M 20	08M2038	6F	FL070	38	96,77	95,39	102,0	75,0	-	28	38	15	1,65
	40 8M 20	08M2040	6F	FL077	40	101,86	100,49	106,0	75,0	-	28	38	15	1,74
	44 8M 20	08M2044	6F	FL075	44	112,05	110,67	120,0	75,0	-	28	38	15	2,10
	48 8M 20	08M2048	6F	FL078	48	122,23	120,86	128,0	75,0	-	28	38	15	2,44
	56 8M 20	08M2056	6WF	FL085	56	142,60	141,23	150,0	80,0	116	28	38	15	2,60
	64 8M 20	08M2064	6WF	FL090	64	162,97	161,60	168,0	80,0	137	28	38	15	2,90
72 8M 20	08M2072	6WF	FL097	72	183,35	181,97	192,0	80,0	158	28	38	15	3,10	
Ghisa / Cast iron Grauguss / Fonte Hierro fundido	80 8M 20	08M2080	6W	-	80	203,72	202,35	-	90,0	180	28	38	15	3,80
	90 8M 20	08M2090	6A	-	90	229,18	227,81	-	90,0	204	28	38	15	4,20
	112 8M 20	08M2011	6A	-	112	285,21	283,83	-	90,0	254	28	38	18	5,20
	144 8M 20	08M2014	6A	-	144	366,69	365,32	-	90,0	336	28	38	20	7,50
	168 8M 20	08M2016	6A	-	168	427,81	426,44	-	100,0	400	28	38	20	10,00
	192 8M 20	08M2019	6A	-	192	488,92	487,55	-	100,0	460	28	38	20	14,40

HTD® 8M 30

Caratteristiche Features Merkmale Características	Codice Code symbol Fabriknummer Code symbole Numero de fabrica	Nostro codice Our code Unser kode Notre code Nuestro codigoo	Tipo Type Typ Type Tipo	Codice flangia Flange code Bordscheiben-Code Code flasque Código brida	N. denti N. of teeth Zahnezahl N. bre de dents Cantidad de dientes	Dp	De	Df	Dm	Di	F	L	d	Peso Weight / Gewicht Poids / Peso Kg
Acciaio / Steel / Stahl Acier / Acero	22 8M 30	08M3022	6F	FL053	22	56,02	54,65	60,0	43,0	-	38	48	12	0,69
	24 8M 30	08M3024	6F	FL069	24	61,12	59,75	66,0	45,0	-	38	48	12	0,84
	26 8M 30	08M3026	6F	FL061	26	66,21	64,84	70,0	48,0	-	38	48	12	1,00
	28 8M 30	08M3028	6F	FL079	28	71,30	69,93	75,0	50,0	-	38	48	15	1,12
	30 8M 30	08M3030	6F	FL073	30	76,39	75,02	83,0	55,0	-	38	48	15	1,32
	32 8M 30	08M3032	6F	FL076	32	81,49	80,16	87,0	60,0	-	38	48	15	1,53
	34 8M 30	08M3034	6F	FL066	34	86,58	85,22	91,0	70,0	-	38	48	15	1,80
	36 8M 30	08M3036	6F	FL068	36	91,67	90,30	97,0	75,0	-	38	48	15	1,99
	38 8M 30	08M3038	6F	FL070	38	96,77	95,39	102,0	75,0	-	38	48	15	2,27
	40 8M 30	08M3040	6F	FL077	40	101,86	100,49	106,0	75,0	-	38	48	15	2,40
	44 8M 30	08M3044	6F	FL075	44	112,05	110,67	120,0	75,0	-	38	48	15	2,80
	48 8M 30	08M3048	6F	FL078	48	122,23	120,86	128,0	75,0	-	38	48	15	3,20
	56 8M 30	08M3056	6WF	FL085	56	142,60	141,23	150,0	90,0	116	38	48	15	3,60
	64 8M 30	08M3064	6WF	FL090	64	162,97	161,60	168,0	90,0	137	38	48	15	4,30
72 8M 30	08M3072	6WF	FL097	72	183,35	181,97	192,0	95,0	158	38	48	15	4,80	
Ghisa / Cast iron Grauguss / Fonte Hierro fundido	80 8M 30	08M3080	6W	-	80	203,72	202,35	-	100,0	180	38	48	15	5,10
	90 8M 30	08M3090	6A	-	90	229,18	227,81	-	100,0	204	38	48	15	5,70
	112 8M 30	08M3011	6A	-	112	285,21	283,83	-	100,0	254	38	48	18	6,80
	144 8M 30	08M3014	6A	-	144	366,69	365,32	-	100,0	336	38	48	20	9,30
	168 8M 30	08M3016	6A	-	168	427,81	426,44	-	100,0	400	38	48	20	11,40
	192 8M 30	08M3019	6A	-	192	488,92	487,55	-	100,0	460	38	48	20	16,00

**Pulegge dentate per cinghie HTD® / Timing belt pulleys HTD®
HTD® Zahnriemenscheiben / Poulies dentées HTD®
Poleas para correas dentadas HTD®**

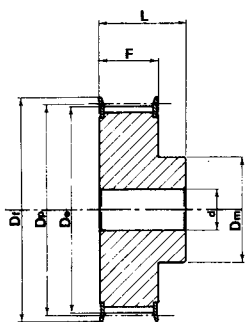
HTD® 8M-50

Caratteristiche Features Merkmale Características	Codice Code symbol Fabriknummer Code symbole Numero de fabrica	Nostro codice Our code Unser kode Notre code Nuestro codigo	Tipo Type Typ Type Tipo	Codice flangia Flange code Bordscheiben-Code Code flasque Código brida	N. denti N. of teeth Zahnezahl N. bre de dents Cantidad de dientes	Dp	De	Df	Dm	Di	F	L	d	Peso Weight / Gewicht Poids / Peso Kg
Acciaio / Steel / Stahl Acier / Acero	22 8M 50	08M5022	6F	FL053	22	56,02	54,65	60,0	43,0	-	60	70	12	1,00
	24 8M 50	08M5024	6F	FL069	24	61,12	59,75	66,0	45,0	-	60	70	12	1,23
	26 8M 50	08M5026	6F	FL061	26	66,21	64,84	70,0	48,0	-	60	70	15	1,50
	28 8M 50	08M5028	6F	FL079	28	71,30	69,93	75,0	50,0	-	60	70	15	1,67
	30 8M 50	08M5030	6F	FL073	30	76,39	75,02	83,0	55,0	-	60	70	15	1,97
	32 8M 50	08M5032	6F	FL076	32	81,49	80,16	87,0	60,0	-	60	70	15	2,27
	34 8M 50	08M5034	6F	FL066	34	86,58	85,22	91,0	70,0	-	60	70	15	2,69
	36 8M 50	08M5036	6F	FL068	36	91,67	90,30	97,0	75,0	-	60	70	15	2,97
	38 8M 50	08M5038	6F	FL070	38	96,77	95,39	102,0	75,0	-	60	70	15	3,23
	40 8M 50	08M5040	6F	FL077	40	101,86	100,49	106,0	75,0	-	60	70	18	3,50
	44 8M 50	08M5044	6F	FL075	44	112,05	110,67	120,0	75,0	-	60	70	18	3,90
	48 8M 50	08M5048	6F	FL078	48	122,23	120,86	128,0	75,0	-	60	70	18	4,30
	56 8M 50	08M5056	10WF	FL085	56	142,60	141,23	150,0	80,0	116	60	60	18	5,00
	64 8M 50	08M5064	10WF	FL090	64	162,97	161,60	168,0	80,0	137	60	60	18	5,60
72 8M 50	08M5072	10WF	FL097	72	183,35	181,97	192,0	80,0	158	60	60	18	6,80	
Ghisa / Cast iron Grauguss / Fonte Hierro fundido	80 8M 50	08M5080	10W	-	80	203,72	202,35	-	110,0	180	60	60	18	6,90
	90 8M 50	08M5090	10A	-	90	229,18	227,81	-	110,0	204	60	60	18	8,60
	112 8M 50	08M5011	10A	-	112	285,21	283,83	-	110,0	254	60	60	18	9,60
	144 8M 50	08M5014	10A	-	144	366,69	365,32	-	110,0	336	60	60	20	13,80
	168 8M 50	08M5016	10A	-	168	427,81	426,44	-	120,0	400	60	60	20	16,00
	192 8M 50	08M5019	10A	-	192	488,92	487,55	-	130,0	460	60	60	20	22,40

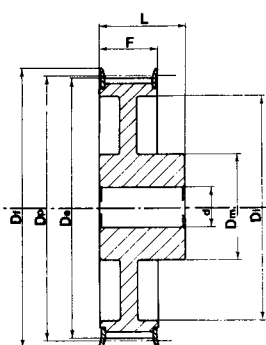
HTD® 8M-85

Caratteristiche Features Merkmale Características	Codice Code symbol Fabriknummer Code symbole Numero de fabrica	Nostro codice Our code Unser kode Notre code Nuestro codigo	Tipo Type Typ Type Tipo	Codice flangia Flange code Bordscheiben-Code Code flasque Código brida	N. denti N. of teeth Zahnezahl N. bre de dents Cantidad de dientes	Dp	De	Df	Dm	Di	F	L	d	Peso Weight / Gewicht Poids / Peso Kg
Acciaio / Steel / Stahl Acier / Acero	22 8M 85	08M8522	6F	FL053	22	56,02	54,65	60,0	43,0	-	95	105	12	1,55
	24 8M 85	08M8524	6F	FL069	24	61,12	59,75	66,0	45,0	-	95	105	12	1,90
	26 8M 85	08M8526	6F	FL061	26	66,21	64,84	70,0	48,0	-	95	105	12	2,25
	28 8M 85	08M8528	6F	FL079	28	71,30	69,93	75,0	50,0	-	95	105	15	2,55
	30 8M 85	08M8530	6F	FL073	30	76,39	75,02	83,0	55,0	-	95	105	15	3,00
	32 8M 85	08M8532	6F	FL076	32	81,49	80,16	87,0	60,0	-	95	105	15	3,57
	34 8M 85	08M8534	6F	FL066	34	86,58	85,22	91,0	66,0	-	95	105	15	4,00
	36 8M 85	08M8536	6F	FL068	36	91,67	90,30	97,0	70,0	-	95	105	15	4,50
	38 8M 85	08M8538	6F	FL070	38	96,77	95,39	102,0	75,0	-	95	105	15	5,00
	40 8M 85	08M8540	6F	FL077	40	101,86	100,49	106,0	75,0	-	95	105	18	5,20
	44 8M 85	08M8544	6F	FL075	44	112,05	110,67	120,0	75,0	-	95	105	18	6,60
	48 8M 85	08M8548	6F	FL078	48	122,23	120,86	128,0	80,0	-	95	105	18	7,00
	56 8M 85	08M8556	6F	FL085	56	142,60	141,23	150,0	90,0	-	95	105	18	10,00
	64 8M 85	08M8564	10WF	FL090	64	162,97	161,60	168,0	100,0	137	95	95	20	10,40
72 8M 85	08M8572	10WF	FL097	72	183,35	181,97	192,0	100,0	158	95	95	20	11,40	
Ghisa / Cast iron Grauguss / Fonte Hierro fundido	80 8M 85	08M8580	10W	-	80	203,72	202,35	-	110,0	180	95	95	20	11,10
	90 8M 85	08M8590	10A	-	90	229,18	227,81	-	110,0	204	95	95	20	12,20
	112 8M 85	08M8511	10A	-	112	285,21	283,83	-	110,0	254	95	95	24	15,00
	144 8M 85	08M8514	10A	-	144	366,69	365,32	-	110,0	336	95	95	24	21,50
	168 8M 85	08M8516	10A	-	168	427,81	426,44	-	120,0	400	95	95	24	24,10
	192 8M 85	08M8519	10A	-	192	488,92	487,55	-	130,0	460	95	95	24	30,60

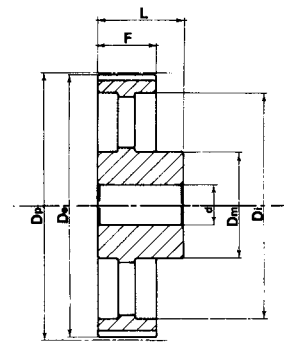
Pulegge dentate per cinghie HTD® / Timing belt pulleys HTD®
HTD® Zahnriemenscheiben / Poulies dentées HTD®
Poleas para correas dentadas HTD®



Tipo / Type
6F



Tipo / Type
6WF



Tipo / Type
6A

HTD® 14M-40

Caratteristiche Features Merkmale Caractéristiques Características	Codice Code symbol Fabriknummer Code symbole Numero de fabrica	Nostro codice Our code Unser kode Notre code Nuestro código	Tipo Type Typ Type Tipo	Codice flangia Flange code Bordscheiben-Code Code flasque Código brida	N. denti N. of teeth Zahnezahl N. bre de dents Cantidad de dientes	Dp	De	Df	Dm	Di	F	L	d	Peso Weight / Gewicht Poids / Peso Kg
Acciaio / Steel / Stahl Acier / Acero	28 14M 40	14M4028	6F	FL153	28	124,78	122,12	128,0	100,0	-	54	69	24	4,73
	29 14M 40	14M4029	6F	FL154	29	129,23	126,57	138,0	100,0	-	54	69	24	5,09
	30 14M 40	14M4030	6F	FL154	30	133,69	130,99	138,0	100,0	-	54	69	24	5,45
	32 14M 40	14M4032	6F	FL160	32	142,60	139,88	154,0	100,0	-	54	69	24	6,17
	34 14M 40	14M4034	6F	FL166	34	151,52	148,79	160,0	100,0	-	54	69	24	6,88
	36 14M 40	14M4036	6F	FL168	36	160,43	157,68	168,0	100,0	-	54	69	24	7,60
	38 14M 40	14M4038	6F	FL172	38	169,34	166,60	183,0	120,0	-	54	69	24	8,28
	40 14M 40	14M4040	6F	FL162	40	178,25	175,49	188,0	120,0	-	54	69	24	9,26
	44 14M 40	14M4044	6F	FL175	44	196,08	193,28	211,0	120,0	-	54	69	24	10,32
Ghisa / Cast iron Grauguss / Fonte Hierro fundido	48 14M 40	14M4048	6WF	FL180	48	213,90	211,11	226,0	135,0	170	54	69	24	11,50
	56 14M 40	14M4056	6WF	FL182	56	249,55	246,76	256,0	135,0	207	54	69	28	13,05
	64 14M 40	14M4064	6WF	FL184	64	285,21	282,41	296,0	135,0	240	54	69	28	14,40
	72 14M 40	14M4072	6A	-	72	320,86	318,06	-	135,0	280	54	69	28	16,90
	80 14M 40	14M4080	6A	-	80	356,51	353,71	-	135,0	314	54	69	28	18,50
	90 14M 40	14M4090	6A	-	90	401,07	398,28	-	135,0	358	54	69	28	20,00
	112 14M 40	14M4011	6A	-	112	499,11	496,32	-	135,0	456	54	69	28	26,70
	144 14M 40	14M4014	6A	-	144	641,71	638,92	-	135,0	600	54	69	28	35,00
	168 14M 40	14M4016	6A	-	168	748,66	745,87	-	135,0	706	54	69	28	44,20
	192 14M 40	14M4019	6A	-	192	855,62	852,82	-	135,0	813	54	69	28	52,20
216 14M 40	14M4021	6A	-	216	962,57	959,76	-	150,0	920	54	69	28	62,50	

**Pulegge dentate per cinghie HTD® / Timing belt pulleys HTD®
HTD® Zahnriemenscheiben / Poulies dentées HTD®
Poleas para correas dentadas HTD®**

HTD® 14M-55

Caratteristiche Features Merkmale Características Características	Codice Code symbol Fabriknummer Code symbole Numero de fabrica	Nostro codice Our code Unser kode Notre code Nuestro codigo	Tipo Type Typ Type Tipo	Codice flangia Flange code Bordscheiben-Code Code flasque Código brida	N. denti N. of teeth Zahnezahl N. bre de dents Cantidad de dientes	Dp	De	Df	Dm	Di	F	L	d	Peso Weight / Gewicht Poids / Peso Kg	
Acciaio / Steel / Stahl Acier / Acero	con flangia / with flanges mit Flanges / avec flasques con tapetas	28 14M 55	14M5528	6F	FL153	28	124,78	122,12	128,0	100,0	-	70	85	24	5,60
		29 14M 55	14M5529	6F	FL154	29	129,23	126,57	138,0	100,0	-	70	85	24	6,10
		30 14M 55	14M5530	6F	FL154	30	133,69	130,99	138,0	100,0	-	70	85	24	6,60
		32 14M 55	14M5532	6F	FL160	32	142,60	139,88	154,0	100,0	-	70	85	24	7,60
		34 14M 55	14M5534	6F	FL166	34	151,52	148,79	160,0	100,0	-	70	85	24	8,60
		36 14M 55	14M5536	6F	FL168	36	160,43	157,68	168,0	100,0	-	70	85	24	9,60
		38 14M 55	14M5538	6F	FL172	38	169,34	166,60	183,0	120,0	-	70	85	24	10,80
		40 14M 55	14M5540	6F	FL162	40	178,25	175,49	188,0	120,0	-	70	85	24	11,20
		44 14M 55	14M5544	6F	FL175	44	196,08	193,28	211,0	120,0	-	70	85	24	12,50
Ghisa / Cast iron Grauguss / Fonte Hierro fundido	senza flangia / without flanges / ohne Flanschen sans flasques / sin tapetas	48 14M 55	14M5548	10WF	FL180	48	213,90	211,11	226,0	135,0	170	70	70	24	13,70
		56 14M 55	14M5556	10WF	FL182	56	249,55	246,76	256,0	135,0	207	70	70	28	14,50
		64 14M 55	14M5564	10WF	FL184	64	285,21	282,41	296,0	135,0	240	70	70	28	15,60
		72 14M 55	14M5572	10A	-	72	320,86	318,06	-	135,0	280	70	70	28	16,90
		80 14M 55	14M5580	10A	-	80	356,51	353,71	-	135,0	314	70	70	28	20,00
		90 14M 55	14M5590	10A	-	90	401,07	398,28	-	135,0	358	70	70	28	22,60
		112 14M 55	14M5511	10A	-	112	499,11	496,32	-	135,0	456	70	70	28	29,50
		144 14M 55	14M5514	10A	-	144	641,71	638,92	-	135,0	600	70	70	28	39,00
		168 14M 55	14M5516	10A	-	168	748,66	745,87	-	135,0	706	70	70	28	48,50
		192 14M 55	14M5519	10A	-	192	855,62	852,82	-	135,0	813	70	70	28	57,80
		216 14M 55	14M5521	10A	-	216	962,57	959,76	-	150,0	920	70	70	28	67,00

HTD® 14M-85

Caratteristiche Features Merkmale Características Características	Codice Code symbol Fabriknummer Code symbole Numero de fabrica	Nostro codice Our code Unser kode Notre code Nuestro codigo	Tipo Type Typ Type Tipo	Codice flangia Flange code Bordscheiben-Code Code flasque Código brida	N. denti N. of teeth Zahnezahl N. bre de dents Cantidad de dientes	Dp	De	Df	Dm	Di	F	L	d	Peso Weight / Gewicht Poids / Peso Kg	
Acciaio / Steel / Stahl Acier / Acero	con flangia / with flanges mit Flanges / avec flasques con tapetas	28 14M 85	14M8528	6F	FL153	28	124,78	122,12	128,0	100,0	-	102	117	24	7,70
		29 14M 85	14M8529	6F	FL154	29	129,23	126,57	138,0	100,0	-	102	117	24	8,40
		30 14M 85	14M8530	6F	FL154	30	133,69	130,99	138,0	100,0	-	102	117	24	9,10
		32 14M 85	14M8532	6F	FL160	32	142,60	139,88	154,0	100,0	-	102	117	24	10,50
		34 14M 85	14M8534	6F	FL166	34	151,52	148,79	160,0	100,0	-	102	117	24	11,90
		36 14M 85	14M8536	6F	FL168	36	160,43	157,68	168,0	100,0	-	102	117	32	13,20
		38 14M 85	14M8538	6F	FL172	38	169,34	166,60	183,0	120,0	-	102	117	32	15,15
		40 14M 85	14M8540	6F	FL162	40	178,25	175,49	188,0	135,0	-	102	117	32	17,10
		44 14M 85	14M8544	6F	FL175	44	196,08	193,28	211,0	135,0	-	102	117	32	23,30
Ghisa / Cast iron Grauguss / Fonte Hierro fundido	senza flangia / without flanges / ohne Flanschen sans flasques / sin tapetas	48 14M 85	14M8548	6F	FL180	48	213,90	211,11	226,0	150,0	-	102	117	32	25,00
		56 14M 85	14M8556	10WF	FL182	56	249,55	246,76	256,0	150,0	207	102	117	32	25,00
		64 14M 85	14M8564	10WF	FL184	64	285,21	282,41	296,0	150,0	240	102	102	32	30,50
		72 14M 85	14M8572	10A	-	72	320,86	318,06	-	150,0	278	102	102	32	28,80
		80 14M 85	14M8580	10A	-	80	356,51	353,71	-	150,0	314	102	102	32	30,10
		90 14M 85	14M8590	10A	-	90	401,07	398,28	-	150,0	358	102	102	32	33,00
		112 14M 85	14M8511	10A	-	112	499,11	496,32	-	150,0	456	102	102	32	41,80
		144 14M 85	14M8514	10A	-	144	641,71	638,92	-	150,0	600	102	102	32	52,40
		168 14M 85	14M8516	10A	-	168	748,66	745,87	-	150,0	706	102	102	32	60,30
		192 14M 85	14M8519	10A	-	192	855,62	852,82	-	165,0	813	102	102	32	70,20
		216 14M 85	14M8521	10A	-	216	962,57	959,76	-	160,0	920	102	102	32	81,00

Pulegge dentate per cinghie HTD® / Timing belt pulleys HTD®
HTD® Zahnriemenscheiben / Poulies dentées HTD®
Poleas para correas dentadas HTD®

HTD® 14M-115

Caratteristiche Features Merkmale Características Características	Codice Code symbol Fabriknummer Code symbole Numero de fabrica	Nostro codice Our code Unser kode Notre code Nuestro codigo	Tipo Type Typ Type Tipo	Codice flangia Flange code Bordscheiben-Code Code flasque Código brida	N. denti N. of teeth Zahnezahl N. bre de dents Cantidad de dientes	Dp	De	Df	Dm	Di	F	L	d	Peso Weight / Gewicht Poids / Peso Kg	
Acciaio / Steel / Stahl Acier / Acero	con flangia / with flanges mit Flanges / avec flasques con tapetas	28 14M 115	14M1128	6F	FL153	28	124,78	122,12	128,0	100,0	-	133	148	32	9,20
		29 14M 115	14M1129	6F	FL154	29	129,23	126,57	138,0	100,0	-	133	148	32	10,20
		30 14M 115	14M1130	6F	FL154	30	133,69	130,99	138,0	100,0	-	133	148	32	11,20
		32 14M 115	14M1132	6F	FL160	32	142,60	139,88	154,0	100,0	-	133	148	32	13,20
		34 14M 115	14M1134	6F	FL166	34	151,52	148,79	160,0	100,0	-	133	148	32	14,80
		36 14M 115	14M1136	6F	FL168	36	160,43	157,68	168,0	100,0	-	133	148	32	16,60
		38 14M 115	14M1138	6F	FL172	38	169,34	166,60	183,0	120,0	-	133	148	32	19,20
		40 14M 115	14M1140	6F	FL162	40	178,25	175,49	188,0	135,0	-	133	148	32	20,56
		44 14M 115	14M1144	6F	FL175	44	196,08	193,28	211,0	140,0	-	133	148	32	21,93
		48 14M 115	14M1148	6F	FL180	48	213,90	211,11	226,0	150,0	-	133	148	32	25,00
		56 14M 115	14M1156	6F	FL182	56	249,55	246,76	256,0	150,0	-	133	148	32	27,50
Ghisa / Cast iron Grauguss / Fonte Hierro fundido	senza flangia / without flanges / ohne Flanschen sans flasques / sin tapetas	64 14M 115	14M1164	10WF	FL184	64	285,21	282,41	296,0	150,0	240	133	133	32	30,10
		72 14M 115	14M1172	10A	-	72	320,86	318,06	-	150,0	278	133	133	32	32,83
		80 14M 115	14M1180	10A	-	80	356,51	353,71	-	150,0	314	133	133	32	35,55
		90 14M 115	14M1190	10A	-	90	401,07	398,28	-	150,0	358	133	133	32	41,00
		112 14M 115	14M1111	10A	-	112	499,11	496,32	-	150,0	456	133	133	32	54,40
		144 14M 115	14M1114	10A	-	144	641,71	638,92	-	165,0	600	133	133	32	67,80
		168 14M 115	14M1116	10A	-	168	748,66	745,87	-	165,0	706	133	133	32	75,80
		192 14M 115	14M1119	10A	-	192	855,62	852,82	-	165,0	813	133	133	32	88,30
		216 14M 115	14M1121	10A	-	216	962,57	959,76	-	165,0	920	133	133	32	98,00

HTD® 14M-170

Caratteristiche Features Merkmale Características Características	Codice Code symbol Fabriknummer Code symbole Numero de fabrica	Nostro codice Our code Unser kode Notre code Nuestro codigo	Tipo Type Typ Type Tipo	Codice flangia Flange code Bordscheiben-Code Code flasque Código brida	N. denti N. of teeth Zahnezahl N. bre de dents Cantidad de dientes	Dp	De	Df	Dm	Di	F	L	d	Peso Weight / Gewicht Poids / Peso Kg	
Acciaio / Steel / Stahl Acier / Acero	con flangia / with flanges mit Flanges / avec flasques con tapetas	28 14M 170	14M1728	6F	FL153	28	124,78	122,12	128,0	100,0	-	187	202	32	9,20
		29 14M 170	14M1729	6F	FL154	29	129,23	126,57	138,0	100,0	-	187	202	32	10,20
		30 14M 170	14M1730	6F	FL154	30	133,69	130,99	138,0	100,0	-	187	202	32	11,20
		32 14M 170	14M1732	6F	FL160	32	142,60	139,88	154,0	100,0	-	187	202	32	13,20
		34 14M 170	14M1734	6F	FL166	34	151,52	148,79	160,0	100,0	-	187	202	32	14,80
		36 14M 170	14M1736	6F	FL168	36	160,43	157,68	168,0	100,0	-	187	202	32	16,60
		38 14M 170	14M1738	6F	FL172	38	169,34	166,60	183,0	120,0	-	187	202	32	19,20
		40 14M 170	14M1740	6F	FL162	40	178,25	175,49	188,0	135,0	-	187	202	32	20,56
		44 14M 170	14M1744	6F	FL175	44	196,08	193,28	211,0	140,0	-	187	202	32	21,93
		48 14M 170	14M1748	6F	FL180	48	213,90	211,11	226,0	150,0	-	187	202	32	25,00
		56 14M 170	14M1756	6F	FL182	56	249,55	246,76	256,0	150,0	-	187	202	32	27,50
Ghisa / Cast iron Grauguss / Fonte Hierro fundido	senza flangia / without flanges / ohne Flanschen sans flasques / sin tapetas	64 14M 170	14M1764	10WF	FL184	64	285,21	282,41	296,0	150,0	240	187	202	32	30,10
		72 14M 170	14M1772	10A	-	72	320,86	318,06	-	150,0	278	187	187	32	32,83
		80 14M 170	14M1780	10A	-	80	356,51	353,71	-	150,0	314	187	187	32	35,55
		90 14M 170	14M1790	10A	-	90	401,07	398,28	-	150,0	358	187	187	32	41,00
		112 14M 170	14M1711	10A	-	112	499,11	496,32	-	150,0	456	187	187	32	54,40
		144 14M 170	14M1714	10A	-	144	641,71	638,92	-	165,0	600	187	187	32	67,80
		168 14M 170	14M1716	10A	-	168	748,66	745,87	-	165,0	706	187	187	32	75,80
		192 14M 170	14M1719	10A	-	192	855,62	852,82	-	165,0	813	187	187	32	88,30
		216 14M 170	14M1721	10A	-	216	962,57	959,76	-	165,0	920	187	187	32	98,00

Barre dentate HTD® / HTD® Standard toothed bars
HTD® Standard Zahnriemenstangen / Barreaux dentés standard HTD®
Barras dentadas de serie HTD®

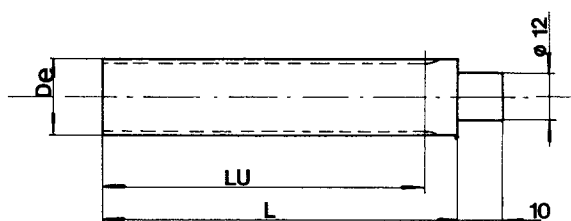
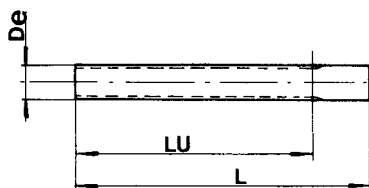
Materiale:
alluminio 6082 T6
UNI 9006/4 adatto al
trattamento anodico

Material:
aluminium 6082 T6
UNI 9006/4 suitable for
anodic treatment

Werkstoff:
aluminium 6082 T6
UNI 9006/4 geeignet für
anodischen oxydation

Matière:
aluminium 6082 T6
UNI 9006/4 apte au
traitement anodique

Material:
aluminio 6082 T6
UNI 9006/4 apto para la
oxidacion anodica



HTD® 3M

Codice Code symbol Fabriknummer Code symbole Numero de fabrica	Nostro codice Our code Unser kode Notre code Nuestro codigo	N. denti N. of teeth Zahnezahl N. bre de dents Cantidad de dientes	Dp	De	Lu	L
9 3M	B03M009	9	8,59	7,83	75	100
10 3M	B03M010	10	9,55	8,79	75	100
11 3M	B03M011	11	10,50	9,74	75	100
12 3M	B03M012	12	11,46	10,70	100	125
13 3M	B03M013	13	12,41	11,65	100	125
14 3M	B03M014	14	13,37	12,61	100	125
15 3M	B03M015	15	14,32	13,56	100	125
16 3M	B03M016	16	15,28	14,52	125	155
17 3M	B03M017	17	16,23	15,47	125	155
18 3M	B03M018	18	17,19	16,43	125	155
19 3M	B03M019	19	18,14	17,38	125	155
20 3M	B03M020	20	19,10	18,34	150	165
21 3M	B03M021	21	20,05	19,29	150	165
22 3M	B03M022	22	21,01	20,25	150	165
23 3M	B03M023	23	21,96	21,20	150	165
24 3M	B03M024	24	22,92	22,16	150	165
25 3M	B03M025	25	23,87	23,11	150	165
26 3M	B03M026	26	24,83	24,07	150	165
27 3M	B03M027	27	25,78	25,02	150	165
28 3M	B03M028	28	26,74	25,98	150	165
29 3M	B03M029	29	27,69	26,93	150	165
30 3M	B03M030	30	28,65	27,89	175	183
31 3M	B03M031	31	29,60	28,84	175	183
32 3M	B03M032	32	30,56	29,80	175	183
33 3M	B03M033	33	31,54	30,75	175	183
34 3M	B03M034	34	32,47	31,71	175	183
35 3M	B03M035	35	33,42	32,66	175	183
36 3M	B03M036	36	34,38	33,62	200	200
37 3M	B03M037	37	35,33	34,57	200	200
38 3M	B03M038	38	36,29	35,53	200	200
39 3M	B03M039	39	37,24	36,48	200	200
40 3M	B03M040	40	38,20	37,44	200	200
42 3M	B03M042	42	40,11	39,34	200	200
44 3M	B03M044	44	42,02	41,26	200	200
45 3M	B03M045	45	42,97	42,21	200	200
48 3M	B03M048	48	45,84	45,08	200	200
50 3M	B03M050	50	47,75	46,99	200	200
52 3M	B03M052	52	49,66	48,90	200	200
54 3M	B03M054	54	51,57	50,81	200	200
56 3M	B03M056	56	53,48	52,72	200	200
60 3M	B03M060	60	57,30	56,54	200	200
62 3M	B03M062	62	59,21	58,45	200	200
64 3M	B03M064	64	61,12	60,36	200	200
66 3M	B03M066	66	63,03	62,27	200	200
68 3M	B03M068	68	64,94	64,18	200	200
70 3M	B03M070	70	66,85	66,09	200	200
72 3M	B03M072	72	68,75	67,99	200	200

HTD® 5M

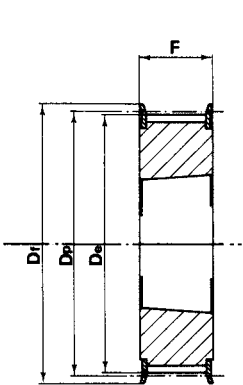
Codice Code symbol Fabriknummer Code symbole Numero de fabrica	Nostro codice Our code Unser kode Notre code Nuestro codigo	N. denti N. of teeth Zahnezahl N. bre de dents Cantidad de dientes	Dp	De	Lu	L
12 - 5M	B05M012	12	19,10	17,96	150	165
13 - 5M	B05M013	13	20,69	19,55	150	165
14 - 5M	B05M014	14	22,28	21,14	175	183
15 - 5M	B05M015	15	23,87	22,73	175	183
16 - 5M	B05M016	16	25,46	24,32	175	183
17 - 5M	B05M017	17	27,06	25,92	175	183
18 - 5M	B05M018	18	28,65	27,51	200	200
19 - 5M	B05M019	19	30,24	29,10	200	200
20 - 5M	B05M020	20	31,83	30,69	200	200
21 - 5M	B05M021	21	33,42	32,28	200	200
22 - 5M	B05M022	22	35,01	33,87	200	200
23 - 5M	B05M023	23	36,61	35,47	200	200
24 - 5M	B05M024	24	38,20	37,06	200	200
25 - 5M	B05M025	25	39,79	38,65	200	200
26 - 5M	B05M026	26	41,38	40,24	200	200
27 - 5M	B05M027	27	42,97	41,83	200	200
28 - 5M	B05M028	28	44,56	43,42	200	200
29 - 5M	B05M029	29	46,15	45,01	200	200
30 - 5M	B05M030	30	47,75	46,60	200	200
31 - 5M	B05M031	31	49,34	48,20	200	200
32 - 5M	B05M032	32	50,93	49,79	200	200
33 - 5M	B05M033	33	52,52	51,38	200	200
34 - 5M	B05M034	34	54,11	52,97	200	200
35 - 5M	B05M035	35	55,70	54,56	200	200
36 - 5M	B05M036	36	57,30	56,16	200	200
38 - 5M	B05M038	38	60,48	59,34	200	200
40 - 5M	B05M040	40	63,66	62,52	200	200
42 - 5M	B05M042	42	66,85	65,71	200	200
44 - 5M	B05M044	44	70,03	68,89	200	200
45 - 5M	B05M045	45	71,62	70,48	200	200
46 - 5M	B05M046	46	73,21	72,07	200	200
48 - 5M	B05M048	48	76,39	75,25	200	200
50 - 5M	B05M050	50	79,58	78,43	200	200
54 - 5M	B05M054	54	85,94	84,80	200	200
60 - 5M	B05M060	60	95,49	94,35	200	200
62 - 5M	B05M062	62	98,68	97,54	200	200
72 - 5M	B05M072	72	114,59	113,45	200	200



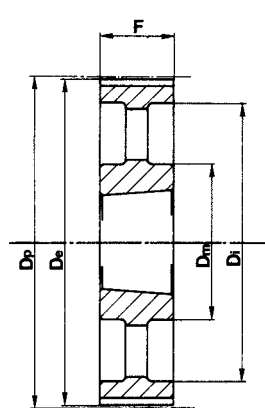
PULEGGE DENTATE HTD® PER BUSSOLA CONICA

HTD® Timing belt pulleys for taper bushes
HTD® Zahnriemenscheiben für Spannbüchsen
Poulies dentées HTD® à moyeu amovible
Poleas dentadas HTD® para casquillos cónicos

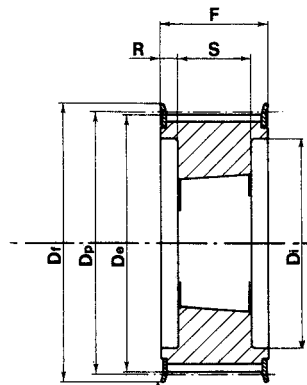
Pulegge dentate HTD® per bussola conica / HTD® Timing belt pulleys for taper bushes
 HTD® Zahnriemenscheiben für Spannbüchsen / Poulies dentées HTD® à moyeu amovible
 Poleas dentadas HTD® para casquillos cónicos



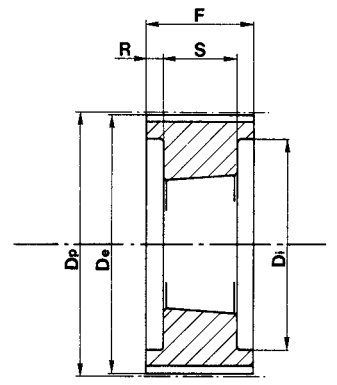
Tipo / Type
3F



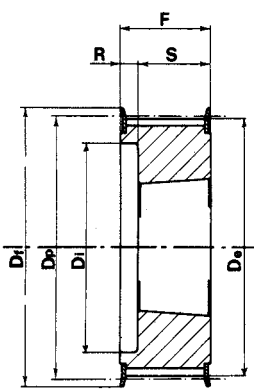
Tipo / Type
3A



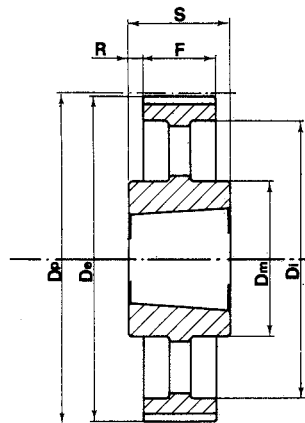
Tipo / Type
4F



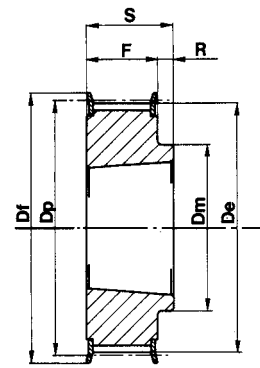
Tipo / Type
4



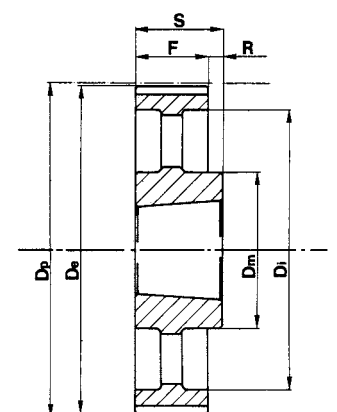
Tipo / Type
5F



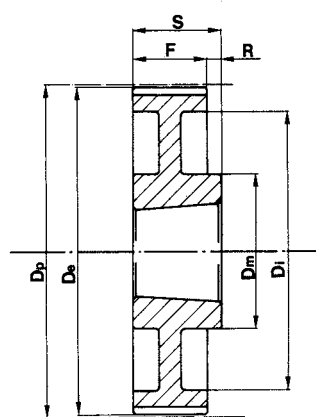
Tipo / Type
7A



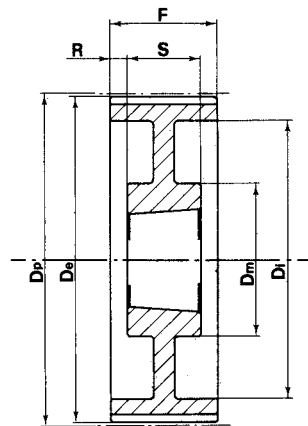
Tipo / Type
8F



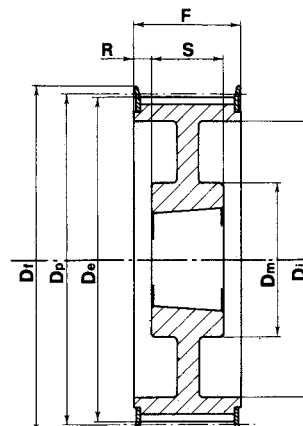
Tipo / Type
8A



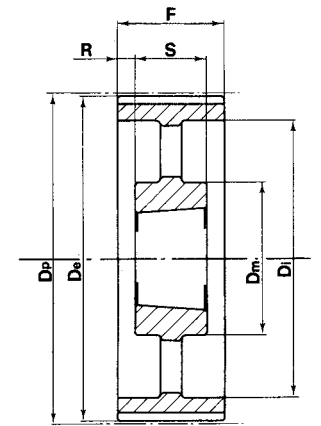
Tipo / Type
8W



Tipo / Type
9W

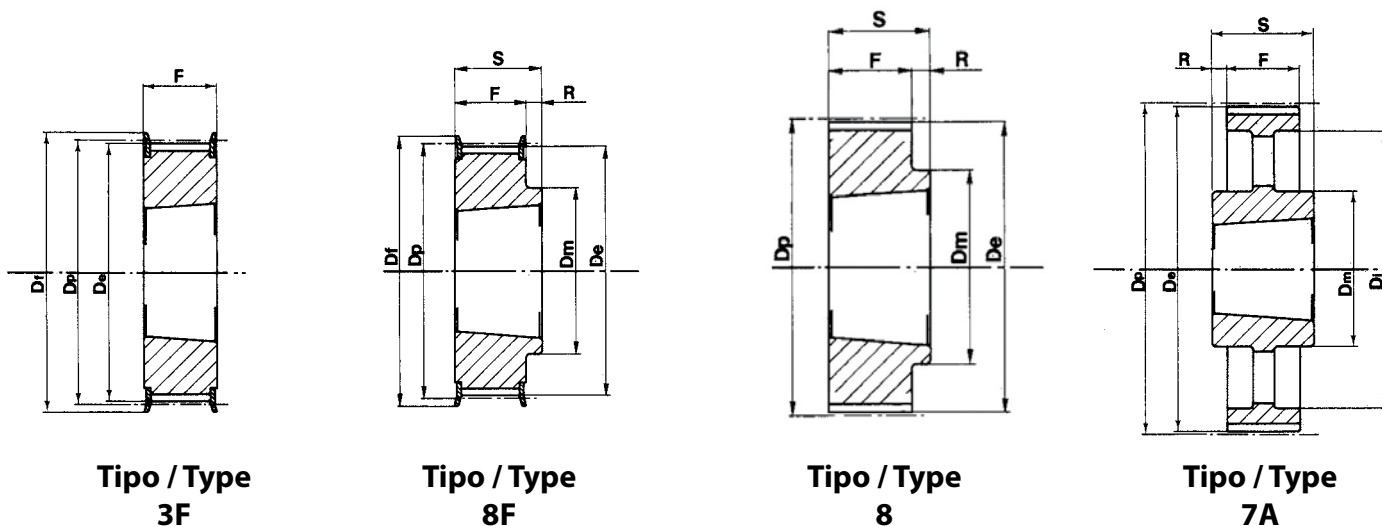


Tipo / Type
9WF



Tipo / Type
9A

Pulegge dentate HTD® per bussola conica / HTD® Timing belt pulleys for taper bushes
HTD® Zahnriemenscheiben für Spannbüchsen / Poulies dentées HTD® à moyeu amovible
Poleas dentadas HTD® para casquillos cónicos



HTD® 5M-15

Caratteristiche Features Merkmale Características Características	Codice Code symbol Fabriknummer Code symbole Numero de fabrica	Nostro codice Our code Unser kode Notre code Nuestro codigo	Tipo Type Typ Type Tipo	Codice flangia Flange code Bordscheiben-Code Code flasque Código brida	Bussola Bush Buchse Moyeu Casquillo	Foro max. Max. Bore Max. Bohrung Alesage max. Agujero max.	Dp	De	Df	Dm	Di	F	S	R	Peso Weight / Gewicht Poids / Peso Kg	
Acciaio / Steel / Stahl Acier / Acero	con flangia / with flanges mit Flanges / avec flasques / con tapetas	34 5M 15	0515034	3F	FL020	1008	25	54,11	52,97	57,0	-	-	22	22	-	0,19
	36 5M 15	0515036	3F	FL021	1108	25	57,30	56,15	60,0	-	-	22	22	-	0,20	
	38 5M 15	0515038	3F	FL024	1108	25	60,48	59,34	66,5	-	-	22	22	-	0,26	
	40 5M 15	0515040	3F	FL025	1108	25	63,66	62,52	71,0	-	-	22	22	-	0,31	
	44 5M 15	0515044	3F	FL027	1108	25	70,03	68,89	75,0	-	-	22	22	-	0,41	
	48 5M 15	0515048	8F	FL029	1210	32	76,39	75,25	83,0	59	-	22	25	3	0,45	
	56 5M 15	0515056	8F	FL033	1210	32	89,13	87,98	93,0	70	-	22	25	3	0,75	
	64 5M 15	0515064	8F	FL038	1210	32	101,86	100,72	106,0	80	-	22	25	3	1,20	
senza flangia / without flanges ohne Flanschen / sans flasques sin tapetas	72 5M 15	0515072	8	-	1610	42	114,59	113,45	-	92	-	22	25	3	1,35	
	80 5M 15	0515080	8	-	1610	42	127,32	126,18	-	92	-	22	25	3	1,73	
	90 5M 15	0515090	8	-	1610	42	143,24	142,10	-	92	-	22	25	3	2,29	
	112 5M 15	0515112	8	-	2012	50	178,25	177,11	-	110	-	20	32	12	3,71	
	136 5M 15	0515136	7A	-	2012	50	216,45	215,31	-	110	199	20	32	6	3,08	

Pulegge dentate HTD® per bussola conica / HTD® Timing belt pulleys for taper bushes
HTD® Zahnriemenscheiben für Spannbüchsen / Poulies dentées HTD® à moyeu amovible
Poleas dentadas HTD® para casquillos cónicos

HTD® 8M-20

Caratteristiche Features Merkmale Características	Codice Code symbol Fabriknummer Code symbole Numero de fabrica	Nostro codice Our code Unser kode Notre code Nuestro codigo	Tipo Type Typ Type Tipo	Codice flangia Flange code Bordscheiben-Code Code flasque Código brida	Bussola Bush Buchse Moyeu Casquillo	Foro max. Max. Bore Max. Bohrung Alesage max. Agujero max.	Dp	De	Df	Dm	Di	F	S	R	Peso Weight / Gewicht Poids / Peso Kg	
Acciaio / Steel / Stahl Acier / Acero	con flangia / with flanges mit Flanges / avec flasques / con tapetas	22-8M-20	0820022	5F	FL053	1008	25	56,02	54,65	60,0	-	37	28	22	6	0,25
		24 8M 20	0820024	5F	FL069	1108	25	61,12	59,75	66,0	-	44	28	22	6	0,30
		26 8M 20	0820026	5F	FL061	1108	25	66,21	64,84	70,0	-	45	28	22	6	0,36
		28 8M 20	0820028	5F	FL079	1108	25	71,30	69,93	75,0	-	50	28	22	6	0,44
		30 8M 20	0820030	5F	FL073	1108	25	76,39	75,02	83,0	-	58	28	22	6	0,53
		32 8M 20	0820032	5F	FL076	1610	42	81,49	80,16	87,0	-	63	28	25	3	0,42
		34 8M 20	0820034	5F	FL066	1610	42	86,58	85,22	91,0	-	64	28	25	3	0,55
		36 8M 20	0820036	5F	FL068	1610	42	91,67	90,30	97,0	-	68	28	25	3	0,68
		38 8M 20	0820038	5F	FL070	1610	42	96,77	95,39	102,0	-	72	28	25	3	0,80
		40 8M 20	0820040	5F	FL077	1610	42	101,86	100,49	106,0	-	76	28	25	3	1,00
		44 8M 20	0820044	8F	FL075	2012	50	112,05	110,67	120,0	93	-	28	32	4	1,20
		48 8M 20	0820048	8F	FL078	2012	50	122,23	120,86	128,0	96	-	28	32	4	1,60
		56 8M 20	0820056	8F	FL085	2012	50	142,60	141,23	150,0	110	-	28	32	4	2,40
		64 8M 20	0820064	8WF	FL090	2012	50	162,97	161,60	168,0	110	137	28	32	4	2,70
72 8M 20	0820072	8WF	FL097	2012	50	183,35	181,97	192,0	110	158	28	32	4	3,30		
Ghisa / Cast iron Grauguss / Fonte Hierro fundido	senza flangia / without flanges ohne Flanschen / sans flasques sin tapetas	80 8M 20	0820080	8W	-	2012	50	203,72	202,35	-	110	180	28	32	4	3,50
		90 8M 20	0820090	8A	-	2012	50	229,18	227,81	-	110	204	28	32	4	3,65
		144 8M 20	0820144	8A	-	2517	60	366,69	365,32	-	125	336	28	45	17	4,80

HTD® 8M-30

Caratteristiche Features Merkmale Características	Codice Code symbol Fabriknummer Code symbole Numero de fabrica	Nostro codice Our code Unser kode Notre code Nuestro codigo	Tipo Type Typ Type Tipo	Codice flangia Flange code Bordscheiben-Code Code flasque Código brida	Bussola Bush Buchse Moyeu Casquillo	Foro max. Max. Bore Max. Bohrung Alesage max. Agujero max.	Dp	De	Df	Dm	Di	F	S	R	Peso Weight / Gewicht Poids / Peso Kg	
Acciaio / Steel / Stahl Acier / Acero	con flangia / with flanges mit Flanges / avec flasques / con tapetas	22 8M 30	0830022	5F	FL053	1008	25	56,02	54,65	60,0	-	37	38	22	16	0,31
		24 8M 30	0830024	5F	FL069	1108	25	61,12	59,75	66,0	-	44	38	22	16	0,38
		26 8M 30	0830026	5F	FL061	1108	25	66,21	64,84	70,0	-	44	38	22	16	0,45
		28 8M 30	0830028	5F	FL079	1210	32	71,30	69,93	75,0	-	50	38	25	13	0,50
		30 8M 30	0830030	3F	FL073	1615	42	76,39	75,02	83,0	-	-	38	38	-	0,55
		32 8M 30	0830032	3F	FL076	1615	42	81,49	80,16	87,0	-	-	38	38	-	0,59
		34 8M 30	0830034	3F	FL066	1615	42	86,58	85,22	91,0	-	-	38	38	-	0,77
		36 8M 30	0830036	3F	FL068	1615	42	91,67	90,30	97,0	-	-	38	38	-	0,96
		38 8M 30	0830038	3F	FL070	1615	42	96,77	95,39	102,0	-	-	38	38	-	1,15
		40 8M 30	0830040	3F	FL077	1615	42	101,86	100,49	106,0	-	-	38	38	-	1,34
		44 8M 30	0830044	4F	FL075	2012	50	112,05	110,67	120,0	-	86	38	32	3	1,33
		48 8M 30	0830048	4F	FL078	2012	50	122,23	120,86	128,0	-	90	38	32	3	1,78
		56 8M 30	0830056	4F	FL085	2012	50	142,60	141,23	150,0	-	110	38	32	3	3,76
		64 8M 30	0830064	8F	FL090	2517	60	162,97	161,60	168,0	125	-	38	45	7	4,20
72 8M 30	0830072	8WF	FL097	2517	60	183,35	181,97	192,0	125	158	38	45	7	4,30		
Ghisa / Cast iron Grauguss / Fonte Hierro fundido	senza flangia / without flanges ohne Flanschen / sans flasques sin tapetas	80 8M 30	0830080	8W	-	2517	60	203,72	202,35	-	125	180	38	45	7	4,60
		90 8M 30	0830090	8A	-	2517	60	229,18	227,81	-	125	204	38	45	7	5,00
		112 8M 30	0830112	8A	-	2517	60	285,21	283,83	-	125	254	38	45	7	6,20
		144 8M 30	0830144	8A	-	2517	60	366,69	365,32	-	125	336	38	45	7	9,00

Pulegge dentate HTD® per bussola conica / HTD® Timing belt pulleys for taper bushes
HTD® Zahnriemenscheiben für Spannbüchsen / Poulies dentées HTD® à moyeu amovible
Poleas dentadas HTD® para casquillos cónicos

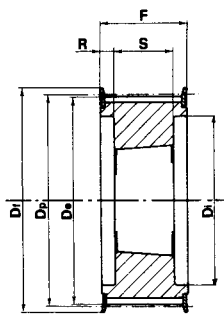
HTD® 8M-50

Caratteristiche Features Merkmale Características	Codice Code symbol Fabriknummer Code symbole Numero de fabrica	Nostro codice Our code Unser kode Notre code Nuestro codigo	Tipo Type Typ Type Tipo	Codice flangia Flange code Bordscheiben-Code Code flasque Código brida	Bussola Bush Buchse Moyeu Casquillo	Foro max. Max. Bore Max. Bohrung Alesage max. Agujero max.	Dp	De	Df	Dm	Di	F	S	R	Peso Weight / Gewicht Poids / Peso Kg
Acciaio / Steel / Stahl Acier / Acero	28 8M 50	0850028	4F	FL079	1210	32	71,30	69,93	75,0	-	50	60	25	17,5	0,60
	30 8M 50	0850030	5F	FL073	1615	42	76,39	75,02	83,0	-	58	60	38	22,0	0,65
	32 8M 50	0850032	5F	FL076	1615	42	81,49	80,16	87,0	-	62	60	38	22,0	0,82
	34 8M 50	0850034	5F	FL066	1615	42	86,58	85,22	91,0	-	65	60	38	22,0	1,06
	36 8M 50	0850036	5F	FL068	1615	42	91,67	90,30	97,0	-	68	60	38	22,0	1,30
	38 8M 50	0850038	5F	FL070	1615	42	96,77	95,39	102,0	-	72	60	38	22,0	1,60
	40 8M 50	0850040	4F	FL077	2012	50	101,86	100,49	106,0	-	82	60	32	14,0	1,71
	44 8M 50	0850044	4F	FL075	2012	50	112,05	110,67	120,0	-	91	60	32	14,0	1,78
	48 8M 50	0850048	4F	FL078	2012	50	122,23	120,86	128,0	-	95	60	32	14,0	2,30
	56 8M 50	0850056	4F	FL085	2517	60	142,60	141,23	150,0	-	116	60	45	7,5	3,40
	64 8M 50	0850064	4F	FL090	2517	60	162,97	161,60	168,0	-	137	60	45	7,5	5,00
72 8M 50	0850072	9WF	FL097	2517	60	183,35	181,97	192,0	125	158	60	45	7,5	6,70	
Ghisa / Cast iron Grauguss / Fonte Hierro fundido	80 8M 50	0850080	4	-	3020	75	203,72	202,35	-	-	180	60	51	4,5	8,80
	90 8M 50	0850090	9W	-	3020	75	229,18	227,81	-	170	204	60	51	4,5	10,00
	112 8M 50	0850112	9W	-	3020	75	285,21	283,83	-	170	260	60	51	4,5	12,00
	144 8M 50	0850144	9A	-	3020	75	366,69	365,32	-	170	341	60	51	4,5	15,20
	168 8M 50	0850168	7A	-	3525	90	427,81	426,44	-	198	395	60	65	2,5	17,50
	192 8M 50	0850192	7A	-	3525	90	488,92	487,55	-	198	455	60	65	2,5	24,00

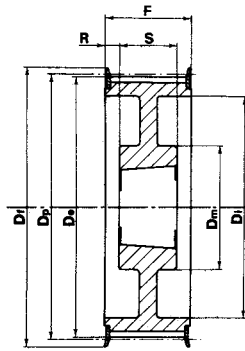
HTD® 8M-85

Caratteristiche Features Merkmale Características	Codice Code symbol Fabriknummer Code symbole Numero de fabrica	Nostro codice Our code Unser kode Notre code Nuestro codigo	Tipo Type Typ Type Tipo	Codice flangia Flange code Bordscheiben-Code Code flasque Código brida	Bussola Bush Buchse Moyeu Casquillo	Foro max. Max. Bore Max. Bohrung Alesage max. Agujero max.	Dp	De	Df	Dm	Di	F	S	R	Peso Weight / Gewicht Poids / Peso Kg
Acciaio / Steel / Stahl Acier / Acero	34 8M 85	0885034	4F	FL066	1615	42	86,58	85,22	91,0	-	65	95	38	28,5	1,43
	36 8M 85	0885036	4F	FL068	1615	42	91,67	90,30	97,0	-	68	95	38	28,5	1,87
	38 8M 85	0885038	4F	FL070	1615	42	96,77	95,39	102,0	-	72	95	38	28,5	2,20
	40 8M 85	0885040	4F	FL077	2012	50	101,86	100,49	106,0	-	82	95	32	31,5	1,80
	44 8M 85	0885044	4F	FL075	2012	50	112,05	110,67	120,0	-	91	95	32	31,5	2,30
	48 8M 85	0885048	4F	FL078	2517	60	122,23	120,86	128,0	-	100	95	45	25,0	2,66
	56 8M 85	0885056	4F	FL085	2517	60	142,60	141,23	150,0	-	117	95	45	25,0	4,45
	64 8M 85	0885064	4F	FL090	2517	60	162,97	161,60	168,0	-	137	95	45	25,0	6,20
72 8M 85	0885072	4F	FL097	3020	75	183,35	181,97	192,0	-	158	95	51	22,0	8,00	
Ghisa / Cast iron Grauguss / Fonte Hierro fundido	80 8M 85	0885080	4	-	3020	75	203,72	202,35	-	-	180	95	51	22,0	10,00
	90 8M 85	0885090	9W	-	3020	75	229,18	227,81	-	170	204	95	51	22,0	10,80
	112 8M 85	0885112	9W	-	3020	75	285,21	283,83	-	170	260	95	51	22,0	15,00
	144 8M 85	0885144	9A	-	3525	90	366,69	365,32	-	198	336	95	65	15,0	20,00
	168 8M 85	0885168	9A	-	3525	90	427,81	426,44	-	198	395	95	65	15,0	22,00
	192 8M 85	0885192	9A	-	3525	90	488,92	487,55	-	198	455	95	65	15,0	26,00

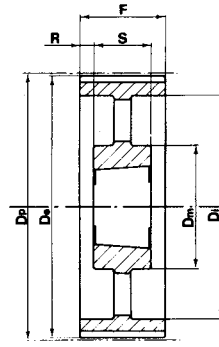
Pulegge dentate HTD® per bussola conica / HTD® Timing belt pulleys for taper bushes
HTD® Zahnriemenscheiben für Spannbüchsen / Poulies dentées HTD® à moyeu amovible
Poleas dentadas HTD® para casquillos cónicos



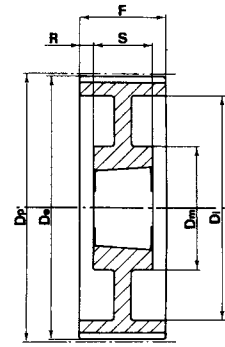
Tipo / Type
4F



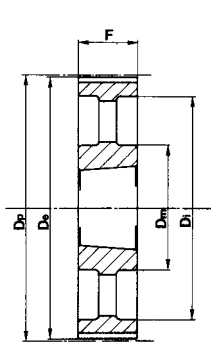
Tipo / Type
9WF



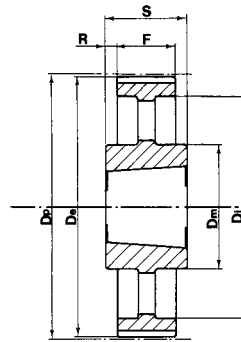
Tipo / Type
9A



Tipo / Type
9W



Tipo / Type
3A



Tipo / Type
7A

HTD® 14M-40

Caratteristiche Features Merkmale Características	Codice Code symbol Fabriknummer Code symbole Numero de fabrica	Nostro codice Our code Unser kode Notre code Nuestro codigo	Tipo Type Typ Type Tipo	Codice flangia Flange code Bordscheiben-Code Code flasque Código brida	Bussola Bush Buchse Moyeu Casquillo	Foro max. Max. Bore Max. Bohrung Alesage max. Agujero max.	Dp	De	Df	Dm	Di	F	S	R	Peso Weight / Gewicht Poids / Peso Kg
Acciaio / Steel / Stahl Acier / Acero	28 14M 40	1440028	4F	FL153	2012	50	124,78	122,12	128,0	-	94	54	32	11,0	2,07
	29 14M 40	1440029	4F	FL154	2012	50	129,23	126,57	138,0	-	98	54	32	11,0	2,38
	30 14M 40	1440030	4F	FL154	2012	50	133,69	130,99	138,0	-	98	54	32	11,0	2,65
	32 14M 40	1440032	4F	FL160	2012	50	142,60	139,88	154,0	-	108	54	32	11,0	3,40
	34 14M 40	1440034	4F	FL166	2517	60	151,52	148,79	160,0	-	110	54	45	4,5	3,87
	36 14M 40	1440036	4F	FL168	2517	60	160,43	157,68	168,0	-	120	54	45	4,5	4,80
	38 14M 40	1440038	4F	FL172	2517	60	169,34	166,60	183,0	-	130	54	45	4,5	5,40
	40 14M 40	1440040	4F	FL162	2517	60	178,25	175,49	188,0	-	138	54	45	4,5	6,00
	44 14M 40	1440044	4F	FL175	3020	75	196,08	193,28	211,0	-	155	54	51	1,5	7,80
	48 14M 40	1440048	4F	FL180	3020	75	213,90	211,11	226,0	-	170	54	51	1,5	9,40
	56 14M 40	1440056	9WF	FL182	3020	75	249,55	246,76	256,0	170	208	54	51	1,5	10,80
	64 14M 40	1440064	9WF	FL184	3020	75	285,21	282,41	296,0	170	240	54	51	1,5	13,40
Ghisa / Cast iron Grauguss / Fonte Hierro fundido	72 14M 40	1440072	9W	-	3020	75	320,86	318,06	-	170	280	54	51	1,5	15,20
	80 14M 40	1440080	9A	-	3020	75	356,51	353,71	-	170	315	54	51	1,5	16,00
	90 14M 40	1440090	9A	-	3020	75	401,07	398,28	-	170	360	54	51	1,5	17,80
	112 14M 40	1440112	9A	-	3020	75	499,11	496,32	-	170	457	54	51	1,5	25,60
	144 14M 40	1440144	9A	-	3020	75	641,71	638,92	-	170	600	54	51	1,5	32,00
	168 14M 40	1440168	9A	-	3020	75	748,66	745,87	-	170	706	54	51	1,5	44,00
	192 14M 40	1440192	9A	-	3020	90	855,62	852,82	-	190	813	54	51	1,5	49,00
	216 14M 40	1440216	9A	-	3020	90	962,57	959,76	-	190	920	54	51	1,5	55,00

Pulegge dentate HTD® per bussola conica / HTD® Timing belt pulleys for taper bushes
HTD® Zahnriemenscheiben für Spannbüchsen / Poulies dentées HTD® à moyeu amovible
Poleas dentadas HTD® para casquillos cónicos

HTD® 14M-55

Caratteristiche Features Merkmale Características	Codice Code symbol Fabriknummer Code symbole Numero de fabrica	Nostro codice Our code Unser kode Notre code Nuestro codigo	Tipo Type Typ Type Tipo	Codice flangia Flange code Bordscheiben-Code Code flasque Código brida	Bussola Bush Buchse Moyeu Casquillo	Foro max. Max. Bore Max. Bohrung Alesage max. Agujero max.	Dp	De	Df	Dm	Di	F	S	R	Peso Weight / Gewicht Poids / Peso Kg	
Acciaio / Steel / Stahl Acier / Acero	con flangia / with flanges mit Flanges / avec flasques / con tapetas	28 14M 55	1455028	4F	FL153	2012	50	124,78	122,12	128,0	-	94	70	32	19,0	2,20
		29 14M 55	1455029	4F	FL154	2012	50	129,23	126,57	138,0	-	100	70	32	19,0	2,74
		30 14M 55	1455030	4F	FL154	2517	60	133,69	130,99	138,0	-	100	70	45	12,5	2,70
		32 14M 55	1455032	4F	FL160	2517	60	142,60	139,88	154,0	-	108	70	45	12,5	3,66
		34 14M 55	1455034	4F	FL166	2517	60	151,52	148,79	160,0	-	110	70	45	12,5	4,55
		36 14M 55	1455036	4F	FL168	2517	60	160,43	157,68	168,0	-	120	70	45	12,5	5,20
		38 14M 55	1455038	4F	FL172	2517	60	169,34	166,60	183,0	-	130	70	45	12,5	6,20
		40 14M 55	1455040	4F	FL162	2517	60	178,25	175,49	188,0	-	138	70	45	12,5	7,00
		44 14M 55	1455044	4F	FL175	3020	75	196,08	193,28	211,0	-	155	70	51	9,5	8,60
		48 14M 55	1455048	4F	FL180	3020	75	213,90	211,11	226,0	-	170	70	51	9,5	10,40
		56 14M 55	1455056	9WF	FL182	3020	75	249,55	246,76	256,0	170	208	70	51	9,5	12,40
Ghisa / Cast iron / Grauguss Fonte / Hierro fundido	senza flangia / without flanges ohne Flanschen / sans flasques sin tapetas	64 14M 55	1455064	9WF	FL184	3020	75	285,21	282,41	296,0	170	240	70	51	9,5	14,50
		72 14M 55	1455072	9W	-	3020	75	320,86	318,06	-	170	280	70	51	9,5	16,20
		80 14M 55	1455080	9A	-	3020	75	356,51	353,71	-	170	315	70	51	9,5	17,50
		90 14M 55	1455090	9A	-	3020	75	401,07	398,28	-	170	360	70	51	9,5	20,10
		112 14M 55	1455112	9A	-	3020	75	499,11	496,32	-	170	457	70	51	9,5	28,40
		144 14M 55	1455144	9A	-	3020	75	641,71	638,92	-	170	600	70	51	9,5	36,20
		168 14M 55	1455168	9A	-	3020	75	748,66	745,87	-	170	706	70	51	9,5	49,00
		192 14M 55	1455192	9A	-	3020	90	855,62	852,82	-	170	813	70	51	9,5	53,00
		216 14M 55	1455216	7A	-	3535	90	962,57	959,76	-	190	920	70	89	9,5	65,80

HTD® 14M 85

Caratteristiche Features Merkmale Características	Codice Code symbol Fabriknummer Code symbole Numero de fabrica	Nostro codice Our code Unser kode Notre code Nuestro codigo	Tipo Type Typ Type Tipo	Codice flangia Flange code Bordscheiben-Code Code flasque Código brida	Bussola Bush Buchse Moyeu Casquillo	Foro max. Max. Bore Max. Bohrung Alesage max. Agujero max.	Dp	De	Df	Dm	Di	F	S	R	Peso Weight / Gewicht Poids / Peso Kg	
Acciaio / Steel / Stahl Acier / Acero	con flangia / with flanges mit Flanges / avec flasques / con tapetas	28 14M 85	1485028	4F	FL153	2517	60	124,78	122,12	128,0	-	98	102	45	28,5	2,70
		29 14M 85	1485029	4F	FL154	2517	60	129,23	126,57	138,0	-	100	102	45	28,5	3,40
		30 14M 85	1485030	4F	FL154	2517	60	133,69	130,99	138,0	-	100	102	45	28,5	3,75
		32 14M 85	1485032	4F	FL160	2517	60	142,60	139,88	154,0	-	108	102	45	28,5	4,80
		34 14M 85	1485034	4F	FL166	2517	60	151,52	148,79	160,0	-	110	102	45	28,5	6,00
		36 14M 85	1485036	4F	FL168	3020	75	160,43	157,68	168,0	-	120	102	51	25,5	5,80
		38 14M 85	1485038	4F	FL172	3020	75	169,34	166,60	183,0	-	130	102	51	25,5	6,80
		40 14M 85	1485040	4F	FL162	3020	75	178,25	175,49	188,0	-	138	102	51	25,5	8,00
		44 14M 85	1485044	4F	FL175	3020	75	196,08	193,28	211,0	-	153	102	51	25,5	11,80
		48 14M 85	1485048	4F	FL180	3020	75	213,90	211,11	226,0	-	170	102	51	25,5	15,10
		56 14M 85	1485056	4F	FL182	3525	90	249,55	246,76	256,0	-	210	102	65	18,5	19,00
Ghisa / Cast iron / Grauguss Fonte / Hierro fundido	senza flangia / without flanges ohne Flanschen / sans flasques sin tapetas	64 14M 85	1485064	9WF	FL184	3525	90	285,21	282,41	296,0	190	240	102	65	18,5	23,00
		72 14M 85	1485072	9W	-	3525	90	320,86	318,06	-	190	280	102	65	18,5	25,00
		80 14M 85	1485080	9A	-	3525	90	356,51	353,71	-	190	315	102	65	18,5	26,00
		90 14M 85	1485090	9A	-	3525	90	401,07	398,28	-	190	360	102	65	18,5	27,80
		112 14M 85	1485112	9A	-	3525	90	499,11	496,32	-	190	457	102	65	18,5	36,50
		144 14M 85	1485144	9A	-	3525	90	641,71	638,92	-	190	600	102	65	18,5	48,00
		168 14M 85	1485168	9A	-	3525	90	748,66	745,87	-	190	706	102	65	18,5	60,00
		192 14M 85	1485192	3A	-	4040	100	855,62	852,82	-	190	813	102	102	-	86,00
		216 14M 85	1485216	3A	-	4040	100	962,57	959,76	-	190	920	102	102	-	91,50

Pulegge dentate HTD® per bussola conica / HTD® Timing belt pulleys for taper bushes
HTD® Zahnriemenscheiben für Spannbüchsen / Poulies dentées HTD® à moyeu amovible
Poleas dentadas HTD® para casquillos cónicos

HTD® 14M-115

Caratteristiche Features Merkmale Características	Codice Code symbol Fabriknummer Code symbole Numero de fabrica	Nostro codice Our code Unser kode Notre code Nuestro codigo	Tipo Type Typ Type Tipo	Codice flangia Flange code Bordscheiben-Code Code flasque Código brida	Bussola Bush Buchse Moyeu Casquillo	Foro max. Max. Bore Max. Bohrung Alesage max. Agujero max.	Dp	De	Df	Dm	Di	F	S	R	Peso Weight / Gewicht Poids / Peso Kg
Acciaio / Steel / Stahl Acier / Acero	28-14M-115	1411028	4F	FL153	2517	60	124,78	122,12	128,0	-	98	133	45	44,0	3,77
	29-14M-115	1411029	4F	FL154	2517	60	129,23	126,57	138,0	-	100	133	45	44,0	4,00
	30-14M-115	1411030	4F	FL154	2517	60	133,69	130,99	138,0	-	100	133	45	44,0	5,00
	32-14M-115	1411032	4F	FL160	2517	60	142,60	139,88	154,0	-	108	133	45	44,0	6,80
	34-14M-115	1411034	4F	FL166	2517	60	151,52	148,79	160,0	-	110	133	45	44,0	6,80
	36-14M-115	1411036	4F	FL168	3020	75	160,43	157,68	168,0	-	125	133	51	41,0	7,00
	38-14M-115	1411038	4F	FL172	3020	75	169,34	166,60	183,0	-	130	133	51	41,0	8,40
	40-14M-115	1411040	4F	FL162	3020	75	178,25	175,49	188,0	-	138	133	51	41,0	9,20
	44-14M-115	1411044	4F	FL175	3030	75	196,08	193,28	211,0	-	155	133	76	28,5	14,00
	48-14M-115	1411048	4F	FL180	3030	75	213,90	211,11	226,0	-	170	133	76	28,5	17,10
	56-14M-115	1411056	4F	FL182	3535	90	249,55	246,76	256,0	-	208	133	89	22,0	24,80
Ghisa / Castiron / Grauguss Fonte / Hierro fundido	64-14M-115	1411064	9WF	FL184	3535	90	285,21	282,41	296,0	190	240	133	89	22,0	27,00
	72-14M-115	1411072	9W	-	3535	90	320,86	318,06	-	190	280	133	89	22,0	29,00
	80-14M-115	1411080	9A	-	3535	90	356,51	353,71	-	190	315	133	89	22,0	32,00
	90-14M-115	1411090	9A	-	3535	90	401,07	398,28	-	190	360	133	89	22,0	36,50
	112-14M-115	1411112	9A	-	3535	90	499,11	496,32	-	190	457	133	89	22,0	46,00
	144-14M-115	1411144	9A	-	4040	100	641,71	638,92	-	230	600	133	102	15,5	68,00
	168-14M-115	1411168	9A	-	4040	100	748,66	745,87	-	230	706	133	102	15,5	82,60
	192-14M-115	1411192	9A	-	4040	100	855,62	852,82	-	230	813	133	102	15,5	96,00
	216-14M-115	1411216	9A	-	4040	100	962,57	959,76	-	230	920	133	102	15,5	107,00

HTD® 14M-170

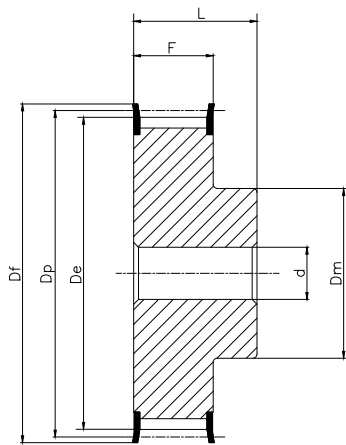
Caratteristiche Features Merkmale Características	Codice Code symbol Fabriknummer Code symbole Numero de fabrica	Nostro codice Our code Unser kode Notre code Nuestro codigo	Tipo Type Typ Type Tipo	Codice flangia Flange code Bordscheiben-Code Code flasque Código brida	Bussola Bush Buchse Moyeu Casquillo	Foro max. Max. Bore Max. Bohrung Alesage max. Agujero max.	Dp	De	Df	Dm	Di	F	S	R	Peso Weight / Gewicht Poids / Peso Kg
Acciaio / Steel / Stahl Acier / Acero	38-14M-170	1417038	4F	FL172	3030	75	169,34	166,60	183,0	-	130	187	76	55,5	11,70
	40-14M-170	1417040	4F	FL162	3030	75	178,25	175,49	188,0	-	138	187	76	55,5	13,00
	44-14M-170	1417044	4F	FL175	3535	90	196,08	193,28	211,0	-	153	187	89	49,0	15,00
	48-14M-170	1417048	4F	FL180	3535	90	213,90	211,11	226,0	-	170	187	89	49,0	19,00
	56-14M-170	1417056	4F	FL182	3535	90	249,55	246,76	256,0	-	208	187	89	49,0	28,50
	64-14M-170	1417064	4F	FL184	4040	100	285,21	282,41	296,0	-	240	187	102	42,5	41,00
Ghisa / Castiron / Grauguss Fonte / Hierro fundido	72-14M-170	1417072	9W	-	4040	100	320,86	318,06	-	230	280	187	102	42,5	46,90
	80-14M-170	1417080	9W	-	4040	100	356,51	353,71	-	230	315	187	102	42,5	48,00
	90-14M-170	1417090	9A	-	4040	100	401,07	398,28	-	230	360	187	102	42,5	52,50
	112-14M-170	1417112	9A	-	5050	125	499,11	496,32	-	265	457	187	127	30,0	74,50
	144-14M-170	1417144	9A	-	5050	125	641,71	638,92	-	265	600	187	127	30,0	91,00
	168-14M-170	1417168	9A	-	5050	125	748,66	745,87	-	265	706	187	127	30,0	116,00
	192-14M-170	1417192	9A	-	5050	125	855,62	852,82	-	265	813	187	127	30,0	134,00
	216-14M-170	1417216	9A	-	5050	125	962,57	959,76	-	265	920	187	127	30,0	146,50



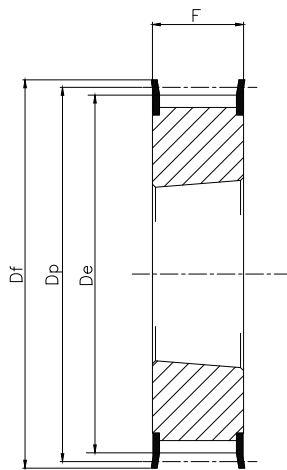
PULEGGE DENTATE POLY CHAIN® GT®

POLY CHAIN® GT® Timing belt pulleys
POLY CHAIN® GT® Zahnriemenscheiben
Poulies dentées POLY CHAIN® GT®
Poleas dentadas POLY CHAIN® GT®

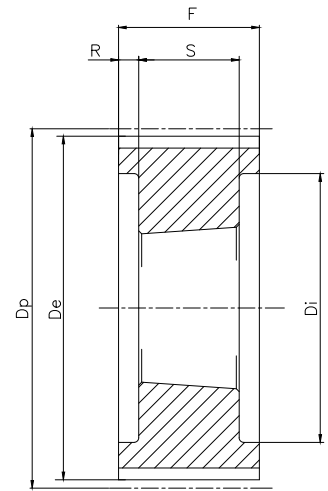
Pulegge dentate POLY CHAIN® GT®
POLY CHAIN® GT® Timing belt pulleys / POLY CHAIN® GT® Zahnriemenscheiben
Poulies dentées POLY CHAIN® GT® / Poleas dentadas POLY CHAIN® GT®



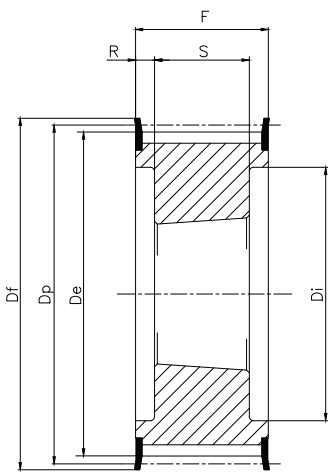
**Tipo / Type
6F**



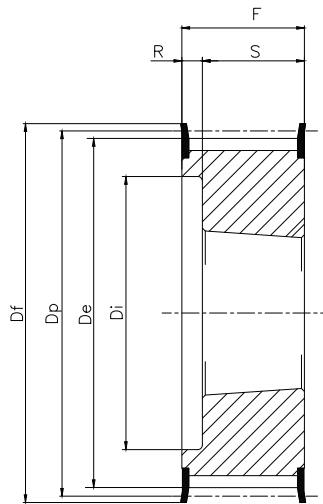
**Tipo / Type
3F**



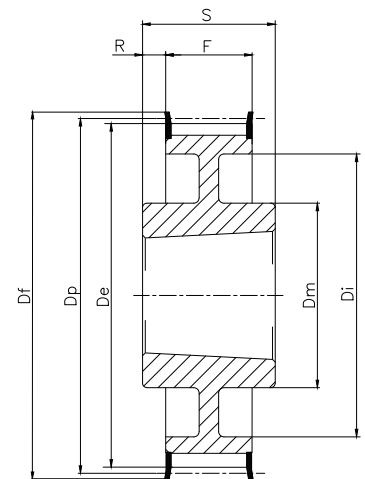
**Tipo / Type
4**



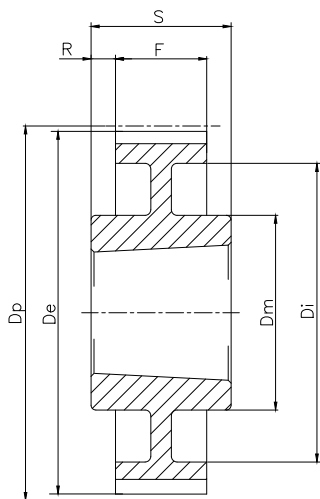
**Tipo / Type
4F**



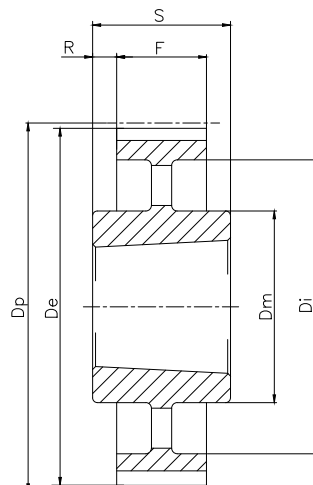
**Tipo / Type
5F2**



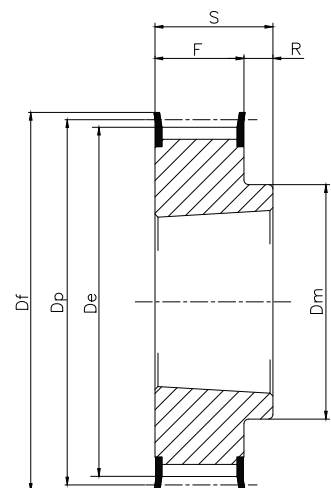
**Tipo / Type
7WF**



**Tipo / Type
7W**



**Tipo / Type
7A**

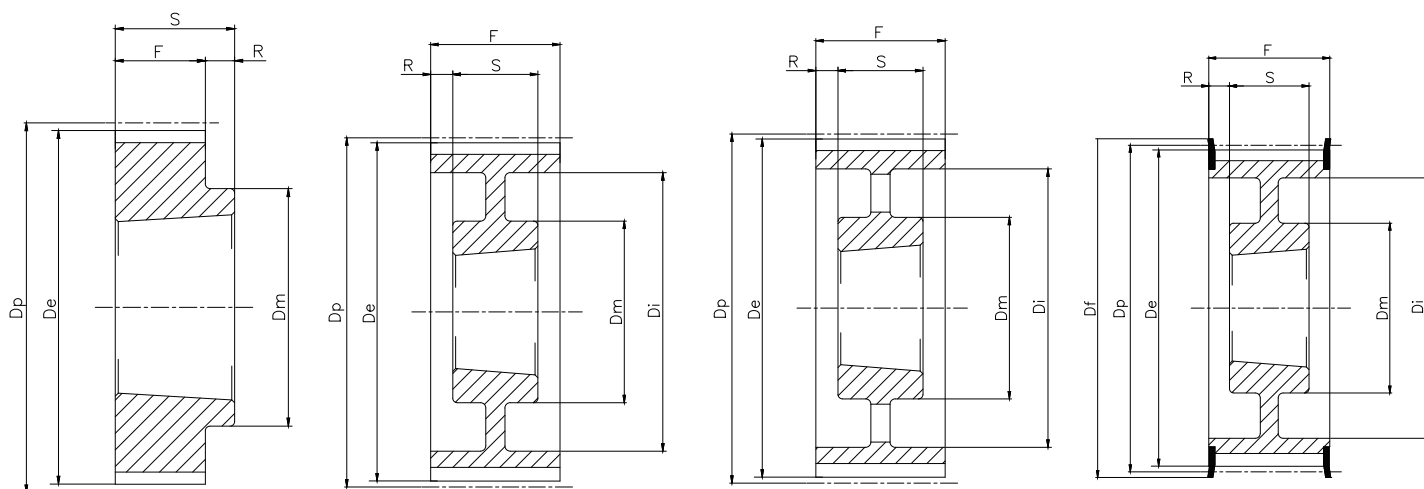


**Tipo / Type
8F**

Pulegge dentate POLY CHAIN® GT®

POLY CHAIN® GT® Timing belt pulleys / POLY CHAIN® GT® Zahnriemenscheiben

Poulies dentées POLY CHAIN® GT® / Poleas dentadas POLY CHAIN® GT®



Tipo / Type
8

Tipo / Type
9W

Tipo / Type
9A

Tipo / Type
9WF

PC8M-12

Caratteristiche Features Merkmale Características	Codice Code symbol Fabriknummer Code symbole Numero de fabrica	Nostro codice Our code Unser kode Notre code Nuestro codigo	Tipo Type Type Type Tipo	Codice flangia Flange code Bordscheiben-Code Code flasque Código brida	N. denti N. of teeth Zahnezahl N. bre de dents Cantidad de dientes	Foro d / Bussola. Bush d / Bore. Bohrung d / Buchse. Alesage d / Moyeu. Agujero d / Casquillo.	Dp	De	Df	Dm	Di	F	S	R	Peso Weight Gewicht Poids Peso Kg
Acciaio / Steel / Stahl Acier / Acero	PC8M-22S-12	8M12022	6F	FL053	22	12	56,02	54,42	60,0	43	-	20	30	10,0	0,54
	TL PC8M-25S-12	8MB12025	8F	FL061	25	1108	63,66	62,06	70,0	49	-	20	22	2,0	0,49
	TL PC8M-28S-12	8MB12028	8F	FL079	28	1108	71,30	69,70	75,0	56	-	20	22	2,0	0,66
	TL PC8M-30S-12	8MB12030	8F	FL073	30	1210	76,39	74,79	83,0	60	-	20	25	5,0	0,83
	TL PC8M-32S-12	8MB12032	8F	FL076	32	1610	81,49	79,89	87,0	66	-	20	25	5,0	0,93
	TL PC8M-34S-12	8MB12034	8F	FL066	34	1610	86,58	84,98	91,0	68	-	20	25	5,0	1,05
	TL PC8M-36S-12	8MB12036	8F	FL068	36	1610	91,67	90,07	97,0	74	-	20	25	5,0	1,17
	TL PC8M-38S-12	8MB12038	8F	FL070	38	1610	96,77	95,17	102,0	80	-	20	25	5,0	1,29
	TL PC8M-40S-12	8MB12040	8F	FL077	40	1610	101,86	100,26	106,0	85	-	20	25	5,0	1,43
	TL PC8M-45S-12	8MB12045	8F	FL075	45	2012	114,59	112,99	120,0	92	-	20	32	12,0	2,30
	TL PC8M-48S-12	8MB12048	8F	FL078	48	2012	122,23	120,63	128,0	100	-	20	32	12,0	2,49
	TL PC8M-50S-12	8MB12050	8F	FL080	50	2012	127,32	125,72	135,0	104	-	20	32	12,0	2,70
	TL PC8M-56S-12	8MB12056	8F	FL085	56	2012	142,60	141,00	150,0	104	-	20	32	12,0	3,88
Ghisa / Cast iron Grauguss / Fonte Hierro fundido	TL PC8M-60S-12	8MB12060	8F	FL086	60	2012	152,79	151,19	158,0	111	-	20	32	12,0	4,42
	TL PC8M-64S-12	8MB12064	8F	FL090	64	2012	162,97	161,37	168,0	111	-	20	32	12,0	4,99
	TL PC8M-75S-12	8MB12075	8	-	74	2012	190,99	189,39	-	111	-	20	32	12,0	6,90
	TL PC8M-80S-12	8MB12080	8	-	80	2012	203,72	202,12	-	111	-	20	32	12,0	7,75
	TL PC8M-90S-12	8MB12090	8	-	90	2012	229,18	227,58	-	111	-	20	32	12,0	9,94

Pulegge dentate POLY CHAIN® GT®
POLY CHAIN® GT® Timing belt pulleys / POLY CHAIN® GT® Zahnriemenscheiben
Poulies dentées POLY CHAIN® GT® / Poleas dentadas POLY CHAIN® GT®

PC8M-21

Caratteristiche Features Merkmale Características	Codice Code symbol Fabriknummer Code symbole Numero de fabrica	Nostro codice Our code Unser kode Notre code Nuestro codigo	Tipo Type Typ Type Tipo	Codice flangia Flange code Bordscheiben-Code Code flasque Código brida	N. denti N. of teeth Zahnezahl N. bre de dents Cantidad de dientes	Foro d / Bussola. Bush d / Bore. Bohrung d / Buchse. Alesage d / Moyeu. Agujero d / Casquillo.	Dp	De	Df	Dm	Di	F	S	R	Peso Weight Gewicht Poids Peso Kg	
Acciaio / Steel / Stahl Acier / Acero	con flangia / with flanges mit Flanges / avec flasques / con tapetas	PC8M-22S-21	8M21022	6F	FL053	22	12	56,02	54,42	60,0	43	-	30	40	10,0	0,73
		TL PC8M-25S-21	8MB21025	3F	FL061	25	1108	63,66	62,06	70,0	-	-	30	-	-	0,49
		TL PC8M-28S-21	8MB21028	3F	FL079	28	1210	71,30	69,70	75,0	-	-	30	-	-	0,85
		TL PC8M-30S-21	8MB21030	3F	FL073	30	1210	76,39	74,79	83,0	-	-	30	-	-	0,97
		TL PC8M-32S-21	8MB21032	3F	FL076	32	1610	81,49	79,89	87,0	-	-	30	-	-	1,09
		TL PC8M-34S-21	8MB21034	3F	FL066	34	1610	86,58	84,98	91,0	-	-	30	-	-	1,22
		TL PC8M-36S-21	8MB21036	3F	FL068	36	1610	91,67	90,07	97,0	-	-	30	-	-	1,36
		TL PC8M-38S-21	8MB21038	3F	FL070	38	1610	96,77	95,17	102,0	-	-	30	-	-	1,51
		TL PC8M-40S-21	8MB21040	3F	FL077	40	1610	101,86	100,26	106,0	-	-	30	-	-	1,66
		TL PC8M-45S-21	8MB21045	8F	FL075	45	2012	114,59	112,99	120,0	92	-	30	32	2,0	2,30
		TL PC8M-48S-21	8MB21048	8F	FL078	48	2012	122,23	120,63	128,0	100	-	30	32	2,0	2,49
		TL PC8M-50S-21	8MB21050	8F	FL080	50	2012	127,32	125,72	135,0	104	-	30	32	2,0	2,70
		TL PC8M-56S-21	8MB21056	8F	FL085	56	2012	142,60	141,00	150,0	111	-	30	32	2,0	3,88
		TL PC8M-60S-21	8MB21060	8F	FL086	60	2517	152,79	151,19	158,0	124	-	30	45	15,0	5,85
TL PC8M-64S-21	8MB21064	8F	FL090	64	2517	162,97	161,37	168,0	124	-	30	45	15,0	6,61		
Ghisa / Cast iron Grauguss / Fonte Hierro fundido	senza flangia / without flanges ohne Flanschen / sans flasques sin tapetas	TL PC8M-75S-21	8MB21075	8	-	75	2517	190,99	189,39	-	124	-	30	45	15,0	7,84
		TL PC8M-80S-21	8MB21080	8	-	80	2517	203,72	202,12	-	124	-	30	45	15,0	9,45
		TL PC8M-90S-21	8MB21090	7W	-	90	2517	229,18	227,58	-	124	198	30	45	7,5	11,55
		TL PC8M-112S-21	8MB21112	7W	-	112	2517	285,21	283,61	-	124	253	30	45	7,5	17,15
		TL PC8M-140S-21	8MB21140	7A	-	140	3020	356,51	354,91	-	150	324	30	51	10,5	33,25

PC8M-36

Caratteristiche Features Merkmale Características	Codice Code symbol Fabriknummer Code symbole Numero de fabrica	Nostro codice Our code Unser kode Notre code Nuestro codigo	Tipo Type Typ Type Tipo	Codice flangia Flange code Bordscheiben-Code Code flasque Código brida	N. denti N. of teeth Zahnezahl N. bre de dents Cantidad de dientes	Foro d / Bussola. Bush d / Bore. Bohrung d / Buchse. Alesage d / Moyeu. Agujero d / Casquillo.	Dp	De	Df	Dm	Di	F	S	R	Peso Weight Gewicht Poids Peso Kg	
Acciaio / Steel / Stahl Acier / Acero	con flangia / with flanges mit Flanges / avec flasques / con tapetas	PC8M-25S-36	8M36025	6F	FL061	25	12	63,66	62,06	70,0	49	-	45	55	10,0	1,09
		TL PC8M-28S-36	8MB36028	3F	FL079	28	1210	71,30	69,70	75,0	-	-	45	-	-	1,21
		TL PC8M-30S-36	8MB36030	3F	FL073	30	1610	76,39	74,79	83,0	-	-	45	-	-	1,38
		TL PC8M-32S-36	8MB36032	3F	FL076	32	1610	81,89	79,89	87,0	-	-	45	-	-	1,56
		TL PC8M-34S-36	8MB36034	3F	FL066	34	1610	86,58	84,98	91,0	-	-	45	-	-	1,75
		TL PC8M-36S-36	8MB36036	3F	FL068	36	1610	91,67	90,07	97,0	-	-	45	-	-	1,95
		TL PC8M-38S-36	8MB36038	3F	FL070	38	1610	96,77	95,17	102,0	-	-	45	-	-	2,16
		TL PC8M-40S-36	8MB36040	3F	FL077	40	2012	101,86	100,26	106,0	-	-	45	-	-	2,38
		TL PC8M-45S-36	8MB36045	3F	FL075	45	2012	114,59	112,99	120,0	-	-	45	-	-	3,11
		TL PC8M-48S-36	8MB36048	3F	FL078	48	2012	122,23	120,63	128,0	-	-	45	-	-	3,37
		TL PC8M-50S-36	8MB36050	3F	FL080	50	2012	127,32	125,72	135,0	-	-	45	-	-	3,64
		TL PC8M-56S-36	8MB36056	3F	FL085	56	2517	142,60	141,00	150,0	-	-	45	-	-	5,14
Ghisa / Cast iron Grauguss / Fonte Hierro fundido	senza flangia / without flanges ohne Flanschen / sans flasques sin tapetas	TL PC8M-60S-36	8MB36060	3F	FL086	60	2517	152,79	151,19	158,0	-	-	45	-	-	5,85
		TL PC8M-64S-36	8MB36064	3F	FL090	64	2517	162,97	161,37	168,0	-	-	45	-	-	6,61
		TL PC8M-75S-36	8MB36075	8	-	75	3020	190,99	189,39	-	150	-	45	51	6,0	9,47
		TL PC8M-80S-36	8MB36080	8	-	80	3020	203,72	202,12	-	150	-	45	51	6,0	10,64
		TL PC8M-90S-36	8MB36090	7W	-	90	3020	229,18	227,58	-	150	197	45	51	3,0	13,64
		TL PC8M-112S-36	8MB36112	7W	-	112	3020	285,21	283,61	-	150	253	45	51	3,0	18,21
		TL PC8M-140S-36	8MB36140	7A	-	140	3020	356,51	354,91	-	150	324	45	51	3,0	24,92
TL PC8M-168S-36	8MB36168	7A	-	168	3525	427,81	426,21	-	198	396	45	65	10,0	31,92		
TL PC8M-192S-36	8MB36192	7A	-	192	3525	488,92	487,32	-	198	457	45	65	10,0	45,92		

Pulegge dentate POLY CHAIN® GT®

POLY CHAIN® GT® Timing belt pulleys / POLY CHAIN® GT® Zahnriemenscheiben

Poulies dentées POLY CHAIN® GT® / Poleas dentadas POLY CHAIN® GT®

PC8M-62

Caratteristiche Features Merkmale Características	Codice Code symbol Fabriknummer Code symbole Numero de fabrica	Nostro codice Our code Unser kode Notre code Nuestro codigo	Tipo Type Typ Tipo	Codice flangia Flange code Bordscheiben-Code Code flasque Código brida	N. denti N. of teeth Zahnezahl N. bre de dents Cantidad de dientes	Foro d / Bussola. Bush d / Bore. Bohrung d / Buchse. Alesage d / Moyeu. Agujero d / Casquillo.	Dp	De	Df	Dm	Di	F	S	R	Peso Weight Gewicht Poids Peso Kg	
Acciaio / Steel / Stahl Acier / Acero	con flangia / with flanges mit Flanges / avec flasques / con tapetas	PC8M-30S-62	8M62030	6F	FL073	30	15	76,39	74,79	83,0	62	-	72	84	12,0	2,46
		PC8M-32S-62	8M62032	6F	FL076	32	15	81,49	79,89	87,0	65	-	72	84	12,0	2,77
		PC8M-34S-62	8M62034	6F	FL066	34	15	86,58	84,98	91,0	70	-	72	84	12,0	3,11
		PC8M-36S-62	8M62036	6F	FL068	36	15	91,67	90,07	97,0	75	-	72	84	12,0	3,46
		PC8M-38S-62	8M62038	6F	FL070	38	15	96,77	95,17	102,0	75	-	72	84	12,0	3,84
		TL PC8M-40S-62	8MB62040	3F	FL077	40	2012	101,86	100,26	106,0	-	-	72	-	-	3,66
		TL PC8M-45S-62	8MB62045	3F	FL075	45	2012	114,59	112,99	120,0	-	-	72	-	-	4,78
		TL PC8M-48S-62	8MB62048	3F	FL078	48	2517	122,23	120,63	128,0	-	-	72	-	-	5,19
		TL PC8M-50S-62	8MB62050	3F	FL080	50	2517	127,32	125,72	135,0	-	-	72	-	-	5,61
		TL PC8M-56S-62	8MB62056	9WF	FL085	56	2517	142,60	141,00	150,0	-	111	72	45	13,5	7,76
		TL PC8M-60S-62	8MB62060	9WF	FL086	60	2517	152,79	151,19	158,0	-	121	72	45	13,5	8,83
TL PC8M-64S-62	8MB62064	9WF	FL090	64	2517	162,97	161,37	168,0	-	131	72	45	13,5	9,97		
Ghisa / Cast iron Grauguss / Fonte Hierro fundido	senza flangia / without flanges ohne Flanschen / sans flasques sin tapetas	TL PC8M-75S-62	8MB62075	4	-	75	3020	190,99	189,39	-	-	159	72	51	10,5	10,92
		TL PC8M-80S-62	8MB62080	4	-	80	3020	203,72	202,12	-	-	172	72	51	10,5	13,16
		TL PC8M-90S-62	8MB62090	4	-	90	3020	229,18	227,58	-	-	197	72	51	10,5	16,59
		TL PC8M-112S-62	8MB62112	9W	-	112	3020	285,21	283,61	-	150	253	72	51	10,5	22,05
		TL PC8M-140S-62	8MB62140	9W	-	140	3525	356,51	354,91	-	198	324	72	65	3,5	30,17
		TL PC8M-168S-62	8MB62168	9A	-	168	3525	427,81	426,21	-	198	396	72	65	3,5	39,34
		TL PC8M-192S-62	8MB62192	9A	-	192	3525	488,92	487,32	-	198	457	72	65	3,5	56,21

PC14M-20

Caratteristiche Features Merkmale Características	Codice Code symbol Fabriknummer Code symbole Numero de fabrica	Nostro codice Our code Unser kode Notre code Nuestro codigo	Tipo Type Typ Tipo	Codice flangia Flange code Bordscheiben-Code Code flasque Código brida	N. denti N. of teeth Zahnezahl N. bre de dents Cantidad de dientes	Foro d / Bussola. Bush d / Bore. Bohrung d / Buchse. Alesage d / Moyeu. Agujero d / Casquillo.	Dp	De	Df	Dm	Di	F	S	R	Peso Weight Gewicht Poids Peso Kg	
Acciaio / Steel / Stahl Acier / Acero	con flangia / with flanges mit Flanges / avec flasques / con tapetas	TL 28-PC14M-20	14MB20028	3F	FL153	28	2012	124,78	121,98	128,0	-	-	33	-	-	2,52
		TL 30-PC14M-20	14MB20030	3F	FL154	30	2012	133,69	130,89	138,0	-	-	33	-	-	2,98
		TL 32-PC14M-20	14MB20032	3F	FL160	32	2012	142,6	139,8	154,0	-	-	33	-	-	3,47
		TL 34-PC14M-20	14MB20034	8F	FL171	34	2517	151,52	148,72	160,0	117	-	33	45	12,0	4,34
		TL 36-PC14M-20	14MB20036	8F	FL168	36	2517	160,43	157,53	168,0	117	-	33	45	12,0	4,89
		TL 38-PC14M-20	14MB20038	8F	FL172	38	2517	169,34	166,54	183,0	117	-	33	45	12,0	5,48
		TL 40-PC14M-20	14MB20040	8F	FL174	40	2517	178,25	175,45	188,0	117	-	33	45	12,0	6,10
		TL 44-PC14M-20	14MB20044	8F	FL175	44	3020	196,08	193,28	211,0	144	-	33	51	18,0	7,89
		TL 48-PC14M-20	14MB20048	8F	FL180	48	3020	213,9	211,11	226,0	144	-	33	51	18,0	9,35
Ghisa / Cast iron Grauguss / Fonte Hierro fundido	senza flangia / without flanges ohne Flanschen / sans flasques sin tapetas	TL 50-PC14M-20	14MB20050	8F	FL169	50	3020	222,82	220,02	240,0	144	-	33	51	18,0	9,49
		TL 56-PC14M-20	14MB20056	7WF	FL182	56	3020	249,55	246,76	256,0	144	207	33	51	9,0	10,67
		TL 60-PC14M-20	14MB20060	7W	-	60	3020	267,38	264,58	-	159	224	33	51	9,0	12,66
		TL 64-PC14M-20	14MB20064	7W	-	64	3020	285,21	282,41	-	159	242	33	51	9,0	13,88
		TL 72-PC14M-20	14MB20072	7W	-	72	3020	320,86	318,06	-	159	278	33	51	9,0	16,53
		TL 80-PC14M-20	14MB20080	7W	-	80	3020	356,51	353,71	-	159	314	33	51	9,0	19,47
		TL 90-PC14M-20	14MB20090	7A	-	90	3020	401,07	398,27	-	159	360	33	51	9,0	23,49
		TL 112-PC14M-20	14MB20112	7A	-	112	3020	499,11	496,31	-	159	456	33	51	9,0	34,22
TL 140-PC14M-20	14MB20140	7A	-	140	3020	623,89	621,09	-	159	581	33	51	9,0	43,26		

Pulegge dentate POLY CHAIN® GT®
POLY CHAIN® GT® Timing belt pulleys / POLY CHAIN® GT® Zahnriemenscheiben
Poulies dentées POLY CHAIN® GT® / Poleas dentadas POLY CHAIN® GT®

PC14M-37

Caratteristiche Features Merkmale Características	Codice Code symbol Fabriknummer Code symbole Numero de fabrica	Nostro codice Our code Unser kode Notre code Nuestro código	Tipo Type Typ Tipo	Codice flangia Flange code Bordscheiben-Code Code flasque Código brida	N. denti N. of teeth Zahnezahl N. bre de dents Cantidad de dientes	Foro d / Bussola. Bush d / Bore. Bohrung d / Buchse. Alesage d / Moyeu. Agujero d / Casquillo.	Dp	De	Df	Dm	Di	F	S	R	Peso Weight Gewicht Poids Peso Kg	
Acciaio / Steel / Stahl Acier / Acero	con flangia / with flanges mit Flanges / avec flasques / con tapetas	TL 28-PC14M-37	14MB37028	5F2	FL153	28	2012	124,78	121,98	128,0	-	88	51	32	19,0	3,70
		TL 30-PC14M-37	14MB37030	4F	FL154	30	2517	133,69	130,89	138,0	-	98	51	45	3,0	3,86
		TL 32-PC14M-37	14MB37032	4F	FL160	32	2517	142,6	139,8	154,0	-	100	51	45	3,0	4,60
		TL 34-PC14M-37	14MB37034	4F	FL171	34	2517	151,52	148,72	160,0	-	109	51	45	3,0	5,34
		TL 36-PC14M-37	14MB37036	5F2	FL168	36	2517	160,43	157,53	168,0	-	117	51	45	6,0	6,12
		TL 38-PC14M-37	14MB37038	5F2	FL172	38	2517	169,34	166,54	183,0	-	126	51	45	6,0	6,96
		TL 40-PC14M-37	14MB37040	5F2	FL174	40	2517	178,25	175,45	188,0	-	135	51	45	6,0	7,83
		TL 44-PC14M-37	14MB37044	3F	FL175	44	3020	196,08	193,28	211,0	-	-	51	-	-	9,73
		TL 48-PC14M-37	14MB37048	3F	FL180	48	3020	213,9	211,11	226,0	-	-	51	-	-	12,00
		TL 50-PC14M-37	14MB37050	3F	FL169	50	3020	222,82	220,02	240,0	-	-	51	-	-	12,36
TL 56-PC14M-37	14MB37056	9WF	FL182	56	3020	249,55	246,76	256,0	144	207	51	51	-	14,18		
Ghisa / Cast iron Grauguss / Fonte Hierro fundido	senza flangia / without flanges ohne Flanschen / sans flasques sin tapetas	TL 60-PC14M-37	14MB37060	9W	-	60	3020	267,38	264,58	-	159	224	51	51	-	16,54
		TL 64-PC14M-37	14MB37064	9W	-	64	3020	285,21	282,41	-	159	242	51	51	-	18,42
		TL 72-PC14M-37	14MB37072	9W	-	72	3020	320,86	318,06	-	159	278	51	51	-	22,52
		TL 80-PC14M-37	14MB37080	9W	-	80	3020	356,51	353,71	-	159	314	51	51	-	27,06
		TL 90-PC14M-37	14MB37090	9A	-	90	3020	401,07	398,27	-	159	360	51	51	-	33,27
		TL 112-PC14M-37	14MB37112	9A	-	112	3020	499,11	496,31	-	159	456	51	51	-	49,85
		TL 140-PC14M-37	14MB37140	7A	-	140	3525	623,89	621,09	-	206	581	51	65	7,0	79,63
		TL 168-PC14M-37	14MB37168	7A	-	168	3525	748,66	745,87	-	206	706	51	65	7,0	94,25
		TL 192-PC14M-37	14MB37192	7A	-	192	4030	855,61	852,82	-	215	812	51	76	12,5	122,63

PC14M-68

Caratteristiche Features Merkmale Características	Codice Code symbol Fabriknummer Code symbole Numero de fabrica	Nostro codice Our code Unser kode Notre code Nuestro código	Tipo Type Typ Tipo	Codice flangia Flange code Bordscheiben-Code Code flasque Código brida	N. denti N. of teeth Zahnezahl N. bre de dents Cantidad de dientes	Foro d / Bussola. Bush d / Bore. Bohrung d / Buchse. Alesage d / Moyeu. Agujero d / Casquillo.	Dp	De	Df	Dm	Di	F	S	R	Peso Weight Gewicht Poids Peso Kg	
Acciaio / Steel / Stahl Acier / Acero	con flangia / with flanges mit Flanges / avec flasques / con tapetas	34-PC14M-68	14M68034	6F	FL171	34	32	151,52	148,72	160,0	131	-	84	104	20,0	13,01
		36-PC14M-68	14M68036	6F	FL168	36	32	160,43	157,53	168,0	131	-	84	104	20,0	14,40
		38-PC14M-68	14M68038	6F	FL172	38	32	169,34	166,54	183,0	141	-	84	104	20,0	16,15
		40-PC14M-68	14M68040	6F	FL174	40	32	178,25	175,45	188,0	155	-	84	104	20,0	18,28
		TL 44-PC14M-68	14MB68044	4F	FL175	44	3020	196,08	193,28	211,0	-	153	84	51	16,5	14,03
		TL 48-PC14M-68	14MB68048	5F2	FL180	48	3020	213,9	211,11	226,0	-	171	84	51	33,0	15,11
		TL 50-PC14M-68	14MB68050	4F	FL169	50	3525	222,82	220,02	240,0	-	180	84	65	9,5	16,16
Ghisa / Cast iron Grauguss / Fonte Hierro fundido	senza flangia / without flanges ohne Flanschen / sans flasques sin tapetas	TL 56-PC14M-68	14MB68056	4F	FL182	56	3525	249,55	246,76	256,0	-	207	84	65	9,5	21,06
		TL 60-PC14M-68	14MB68060	4	-	60	3525	267,38	264,58	-	-	224	84	65	9,5	24,68
		TL 64-PC14M-68	14MB68064	4	-	64	3525	285,21	282,41	-	-	242	84	65	9,5	28,48
		TL 72-PC14M-68	14MB68072	9W	-	72	3525	320,86	318,06	-	178	278	84	65	9,5	37,28
		TL 80-PC14M-68	14MB68080	9W	-	80	3525	356,51	353,71	-	178	314	84	65	9,5	44,76
		TL 90-PC14M-68	14MB68090	9A	-	90	3525	401,07	398,27	-	178	360	84	65	9,5	54,99
		TL 112-PC14M-68	14MB68112	9A	-	112	3525	499,11	496,31	-	178	456	84	65	9,5	82,31
		TL 140-PC14M-68	14MB68140	9A	-	140	3525	623,89	621,09	-	206	581	84	65	9,5	107,81
		TL 168-PC14M-68	14MB68168	9A	-	168	3525	748,66	745,87	-	206	706	84	65	9,5	151,57
		TL 192-PC14M-68	14MB68192	9A	-	192	4030	855,61	852,82	-	215	812	84	76	4,0	195,32

Pulegge dentate POLY CHAIN® GT®

POLY CHAIN® GT® Timing belt pulleys / POLY CHAIN® GT® Zahnriemenscheiben

Poulies dentées POLY CHAIN® GT® / Poleas dentadas POLY CHAIN® GT®

PC14M-90

Caratteristiche Features Merkmale Características		Codice Code symbol Fabriknummer Code symbole Numero de fabrica	Nostro codice Our code Unser kode Notre code Nuestro codigo	Tipo Type Typ Type Tipo	Codice flangia Flange code Bordscheiben-Code Code flasque Código brida	Foro d / Bussola. Bush d / Bore. Bohrung d / Buchse. Alesage d / Moyeu. Agujero d / Casquillo.	N. denti N. of teeth Zahnezahl N. bre de dents Cantidad de dientes	Dp	De	Df	Dm	Di	F	S	R	Peso Weight Gewicht Poids Peso Kg	
Acciaio / Steel / Stahl / Acero	con flangia / with flanges mit Flanges / avec flasques con tapetas	36-PC14M-90	14M90036	6F	FL168	32	36	160,43	157,53	168,0	131	-	106	136	30,0	18,52	
		38-PC14M-90	14M90038	6F	FL172	32	38	169,34	166,54	183,0	141	-	106	136	30,0	21,25	
		40-PC14M-90	14M90040	6F	FL174	32	40	178,25	175,45	188,0	155	-	106	136	30,0	23,75	
		44-PC14M-90	14M90044	6F	FL175	32	44	196,08	193,28	211,0	167	-	106	136	30,0	28,82	
		TL 48-PC14M-90	14MB90048	4F	FL180	3525	48	213,9	211,11	226,0	-	171	106	66	20,0	17,84	
	Ghisa / Cast iron Grauguss / Fonte Hierro fundido	con flangia / with flanges mit Flanges / avec flasques con tapetas	TL 50-PC14M-90	14MB90050	4F	FL169	3525	50	222,82	220,02	240,0	-	180	106	66	20,0	18,32
			TL 56-PC14M-90	14MB90056	4F	FL182	3525	56	249,55	246,76	256,0	-	207	106	66	20,0	23,54
			TL 60-PC14M-90	14MB90060	4	-	3525	60	267,38	264,58	-	-	224	106	66	20,0	27,42
			TL 64-PC14M-90	14MB90064	4	-	3525	64	285,21	282,41	-	-	242	106	66	20,0	31,45
			TL 72-PC14M-90	14MB90072	9W	-	3525	72	320,86	318,06	-	178	278	106	66	20,0	47,05
senza flangia / without flanges ohne Flanschen / sans flasques sin tapetas		TL 80-PC14M-90	14MB90080	9W	-	4030	80	356,51	353,71	-	215	314	106	76	15,0	58,85	
		TL 90-PC14M-90	14MB90090	9W	-	4030	90	401,07	398,27	-	215	360	106	76	15,0	71,76	
		TL 112-PC14M-90	14MB90112	9A	-	4535	112	499,11	496,31	-	215	456	106	90	8,0	105,81	
		TL 140-PC14M-90	14MB90140	9A	-	4535	140	623,89	621,09	-	215	581	106	90	8,0	135,46	
		TL 168-PC14M-90	14MB90168	9A	-	5040	168	748,66	745,87	-	267	708	106	102	2,0	193,77	
TL 192-PC14M-90	14MB90192	9A	-	5040	192	855,61	852,82	-	267	812	106	102	2,0	249,78			

PC14M-125

Caratteristiche Features Merkmale Características		Codice Code symbol Fabriknummer Code symbole Numero de fabrica	Nostro codice Our code Unser kode Notre code Nuestro codigo	Tipo Type Typ Type Tipo	Codice flangia Flange code Bordscheiben-Code Code flasque Código brida	N. denti N. of teeth Zahnezahl N. bre de dents Cantidad de dientes	Foro d / Bussola. Bush d / Bore. Bohrung d / Buchse. Alesage d / Moyeu. Agujero d / Casquillo.	Dp	De	Df	Dm	Di	F	S	R	Peso Weight Gewicht Poids Peso Kg
Acciaio / Steel Stahl / Acier Acero	con flangia / with flanges mit Flanges / avec flasques con tapetas	38-PC14M-125	14M125038	6F	FL172	38	32	169,34	166,54	183,0	141	-	141	161	20,0	25,75
		40-PC14M-125	14M125040	6F	FL174	40	32	178,25	175,45	188,0	155	-	141	161	20,0	28,73
		44-PC14M-125	14M125044	6F	FL175	44	32	196,08	193,28	211,0	167	-	141	161	20,0	35,00
		48-PC14M-125	14M125048	6F	FL180	48	32	213,9	211,11	226,0	185	-	141	161	20,0	41,93
		TL 50-PC14M-125	14MB125050	4F	FL169	3525	50	222,82	220,02	240,0	-	180	141	65	38,0	21,42
Ghisa / Cast iron Grauguss / Fonte Hierro fundido	con flangia / with flanges mit Flanges / avec flasques con tapetas	TL 56-PC14M-125	14MB125056	4F	FL182	3525	56	249,55	246,76	256,0	-	207	141	65	38,0	27,00
		TL 60-PC14M-125	14MB125060	4	-	4030	60	267,38	264,58	-	-	224	141	76	32,5	32,33
		TL 64-PC14M-125	14MB125064	4	-	4030	64	285,21	282,41	-	-	242	141	76	32,5	37,12
		TL 72-PC14M-125	14MB125072	9W	-	4030	72	320,86	318,06	-	215	278	141	76	32,5	65,74
		TL 80-PC14M-125	14MB125080	9W	-	4030	80	356,51	353,71	-	215	314	141	76	32,5	78,28
	senza flangia / without flanges ohne Flanschen / sans flasques sin tapetas	TL 90-PC14M-125	14MB125090	9W	-	4030	90	401,07	398,27	-	215	360	141	76	32,5	95,46
		TL 112-PC14M-125	14MB125112	9A	-	4535	112	499,11	496,31	-	215	581	141	89	26,0	98,56
		TL 140-PC14M-125	14MB125140	9A	-	4535	140	623,89	621,09	-	215	581	141	89	26,0	180,19
		TL 168-PC14M-125	14MB125168	9A	-	5040	168	748,66	745,87	-	267	706	141	102	19,5	258,53
		TL 192-PC14M-125	14MB125192	9A	-	5040	192	855,61	852,82	-	267	812	141	102	19,5	332,26

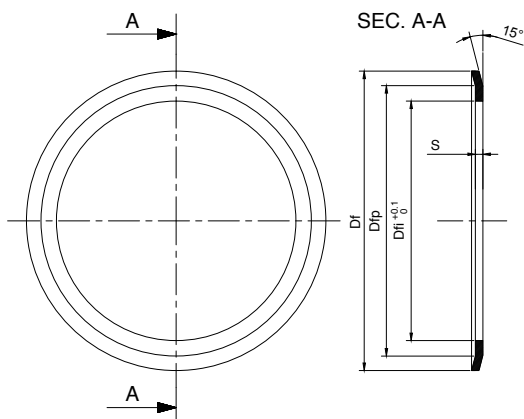
Flange per pulegge dentate / Flanges for timing belt pulleys
Bordscheiben für Zahnriemenscheiben / Flasques pour poulies dentées / Bridas para poleas dentadas

Codici delle flange Codes of flanges Codes der Bordscheiben Codes des flasques Códigos de las bridas	Tipo di puleggia (Profilo della dentatura) / Type of pulley (Toothing profile) Riemenscheibentyp (Verzahnungsprofil) / Type de poulie (Profil de denture) Tipo de polea (Perfil de los dientes)																
	MXL	XL	L	H	XH	XXH	3M	5M	8M	14M	PC 8M	GT 14M	PC T2.5	GT T5 ST5	T10 ST10	T20	
10		FL001	FL050					FL501							FL003	FL007	
11		FL001	FL050												FL001	FL009	
12		FL002	FL052					FL502	FL014					FL501	FL001	FL013	
13		FL002	FL083											FL501	FL002	FL012	
14	F501A	FL004	FL054	FL059				FL503	FL002					FL502	FL002	FL011	
15		FL004	FL055	FL060				FL516	FL004					FL502	FL004	FL016	
16	FL502	FL005	FL056	FL061				FL504	FL004					FL503	FL005	FL018	
17		FL006	FL057	FL062										FL503	FL005	FL020	
18	FL503	FL007	FL058	FL063	FL155	FL163	FL505	FL006	F055A					FL504	FL006	FL021	FL075
19		FL007	FL059	FL064	FL156	FL164			F056A					FL505	FL008	FL024	
20	FL503	FL009	FL060	FL076	FL157	FL165	FL517	FL008	F052A					FL505	FL008	FL024	FL080
21		FL009	FL061	FL066	FL158	FL167	FL518	FL009						FL505	FL009	FL026	
22	FL504	FL010	FL062	FL067	FL159	FL169	FL518	FL015	FL053		FL053			FL512	FL009	FL027	FL085
23		FL013	FL063	FL068					F059A					FL512	FL010	FL027	
24	FL505	FL012	FL063	FL070	FL161	FL173	FL518	FL013	FL069					FL512	FL013	FL029	FL086
25		FL012	FL064	FL071	FL162						FL061			FL506	FL012	FL029	FL090
26		FL011	FL065	FL072	FL163	FL178	FL508	FL012	FL061					FL507	FL012	FL031	
27		FL011	FL065	FL074	FL164				F062A					FL507	FL011	FL032	
28	FL506	FL016	FL066	FL075	FL165		FL509	FL011	FL079	FL153	FL079	FL153		FL507	FL011	FL033	
29		FL016		FL075										FL507	FL016		
30	FL506	FL018	FL068	FL078	FL167		FL509	FL016	FL073	FL154	FL073	FL154		FL508	FL016	FL035	FL100
31	F506A																
32	FL507	FL020	FL070	FL080	FL169		FL510	FL018	FL076	FL160	FL076	FL160		FL509	FL018	FL038	
33			FL071	FL081										FL509			
34		FL022	FL072	FL081	FL170			FL020	FL066	FL166	FL066	FL171		FL509	FL021	FL072	
35		FL022	FL072	FL085					F067A					FL509	FL022		
36	FL508	FL023	FL074	FL085			FL519	FL021	FL068	FL168	FL068	FL168		FL510	FL023	FL043	
37									F168A					FL510	FL023		
38		FL024		FL086				FL024	FL070	FL172	FL070	FL172		FL510	FL024	FL078	
39		FL024							F024A								
40	FL509	FL026	FL078	FL090			FL513	FL025	FL077	FL162	FL077	FL174		FL511	FL024	FL047	
41		FL026															
42	FL509	FL027	FL080	FL094										FL511	FL026		
43		FL027															
44	FL510	FL027	FL081	FL095			FL520	FL027	FL075	FL175		FL175	FL513	FL027			
45			FL081	FL096					F075A		FL075			FL027	FL085		
46									F076A					FL029			
47										F180A							
48		FL029	FL085	FL0100				FL029	FL078	FL180	FL078	FL180	FL513	FL029	FL086		
50										F182A	FL080	FL169	FL514	FL031			
56		FL035						FL033	FL085	FL182	FL085	FL182					
60	F513A	FL038							F086A		FL086		FL515	FL038	FL100		
64	F514A							FL038	FL090	FL184	FL090						
72		F043A						FL043	FL097								
80									F100A								

Numero dei denti della puleggia (Z) / Teeth number of pulley (Z)
Scheibenzähnezahl (Z) / Nombre de dents de la poulie (Z) / Número de dientes de la polea (Z)

Dimensioni delle flange / Flange dimensions Bordscheiben-Abmessungen / Dimension de flasque / Dimensiones de las bridas

Dimensioni delle flange / Flange dimensions Bordscheiben-Abmessungen / Dimension de flasque Dimensiones de las bridas			
---	--	--	--



Codice flangia Flange code Bordscheiben-Code Code flasque Código brida	Dimensioni delle flange Flange dimensions Bordscheiben-Abmessungen Dimension de flasque Dimensiones de las bridas			
	Df	Dfi	Dfp	S
FL501	13,0	6,0	10,0	0,5
F501A	12,0	6,5	9,0	0,5
FL502	15,0	8,0	12,0	0,5
FL503	16,0	9,5	13,0	0,5
FL504	17,5	11,6	14,5	0,5
FL505	20,0	12,2	16,5	0,5
FL506	25,0	14,5	21,5	0,5
F506A	25,0	17,0	21,0	0,5
FL507	26,0	17,8	24,0	0,5
FL508	28,0	20,0	25,0	0,5
FL509	32,0	23,0	27,5	0,5
FL510	36,0	25,0	31,0	0,5
FL511	38,0	26,5	34,0	0,5
FL512	22,0	14,5	19,0	0,5
FL513	42,0	30,5	38,0	0,5
F513A	43,0	32,0	39,0	0,5
FL514	44,0	32,5	40,5	0,5
F514A	46,0	36,0	42,0	0,5
FL515	51,0	40,0	47,0	0,5
FL516	17,5	10,5	14,5	0,5
FL517	23,0	14,0	20,0	0,5
FL518	25,0	15,0	21,5	0,5
FL519	39,0	28,0	34,5	0,5
FL520	48,0	37,0	43,5	0,5

Codice flangia Flange code Bordscheiben-Code Code flasque Código brida	Dimensioni delle flange Flange dimensions Bordscheiben-Abmessungen Dimension de flasque Dimensiones de las bridas			
	Df	Dfi	Dfp	S
FL001	23,0	12,5	18,0	1,0
FL002	25,0	15,0	21,5	1,0
FL003	19,5	12,0	17,5	1,0
FL004	28,0	17,8	24,0	1,0
FL005	32,0	20,0	26,0	1,0
FL006	32,0	23,0	27,5	1,0
FL007	35,0	23,0	30,5	1,0
FL008	36,0	25,0	31,0	1,0
FL009	38,0	26,5	34,0	1,0
FL010	41,0	30,0	36,0	1,0
FL011	48,0	37,0	43,5	1,0
FL012	44,0	32,5	40,5	1,0
FL013	42,0	30,5	38,0	1,0
FL014	23,0	14,0	20,0	1,0
FL015	39,0	28,0	34,5	1,0
FL016	51,0	40,0	47,0	1,0
FL018	54,0	43,0	50,5	1,0
FL020	57,0	47,0	51,5	1,0
FL021	60,0	47,0	57,0	1,0
FL022	61,0	49,0	56,5	1,0
FL023	64,0	47,0	57,0	1,0
FL024	66,5	52,0	63,0	1,0
F024A	66,0	54,0	62,0	1,0
FL025	71,0	56,0	64,0	1,0
FL026	70,0	53,0	66,5	1,0
FL027	75,0	60,0	68,5	1,0
FL029	83,0	68,0	78,0	1,0
FL031	87,0	72,0	82,5	1,0
FL032	91,0	76,0	85,5	1,0
FL033	93,0	80,0	89,0	1,0
FL035	97,0	83,0	93,8	1,0
FL038	106,0	90,0	101,0	1,0
FL043	119,0	103,0	113,5	1,0
F043A	124,0	108,0	117,0	1,0
FL047	131,0	115,0	125,5	1,0

Codice flangia Flange code Bordscheiben-Code Code flasque Código brida	Dimensioni delle flange Flange dimensions Bordscheiben-Abmessungen Dimension de flasque Dimensiones de las bridas			
	Df	Dfi	Dfp	S
FL050	37,0	25,0	33,0	1,5
FL051	39,0	28,0	34,5	1,5
FL052	43,0	31,0	39,0	1,5
F052A	57,0	40,0	51,0	1,5
FL053	60,0	47,0	57,0	1,5
FL054	48,0	37,0	42,0	1,5
FL055	51,0	38,5	45,0	1,5
F055A	51,0	37,5	46,0	1,5
FL056	54,0	43,0	48,0	1,5
F056A	54,0	40,0	48,0	1,5
FL057	57,0	46,0	51,0	1,5
FL058	60,0	48,0	54,2	1,5
FL059	64,0	47,0	57,0	1,5
F059A	65,0	49,0	59,0	1,5
FL060	66,5	53,0	60,2	1,5
FL061	70,0	53,0	64,0	1,5
FL062	75,0	57,0	68,0	1,5
F062A	76,0	56,0	68,5	1,5
FL063	79,0	60,0	72,5	1,5
FL064	82,5	64,0	76,0	1,5
FL065	86,0	68,0	81,5	1,5
FL066	91,0	73,0	86,0	1,5
FL067	94,0	76,0	88,0	1,5
F067A	96,0	78,0	89,0	1,5
FL068	97,0	79,0	92,0	1,5
FL069	66,0	52,0	61,5	1,5
FL070	102,0	82,5	97,0	1,5
FL071	106,0	86,0	100,0	1,5
FL072	112,0	91,0	105,5	1,5
FL073	83,0	68,0	76,5	1,5
FL074	115,0	94,0	109,0	1,5
FL075	120,0	99,5	112,5	1,5
F075A	120,0	101,0	114,0	1,5
FL076	87,0	72,0	82,5	1,5
F076A	124,0	104,0	117,0	1,5
FL077	106,0	90,0	101,0	1,5
FL078	128,0	107,0	121,0	1,5
FL079	75,0	60,0	70,5	1,5
FL080	135,0	115,0	128,5	1,5
FL081	142,0	120,0	137,0	1,5
FL082	82,5	67,0	76,0	1,5
FL083	44,0	32,5	40,5	1,5
FL085	150,0	130,0	145,0	1,5
FL086	158,0	138,5	153,0	1,5
F086A	159,0	140,0	153,0	1,5
FL090	168,0	148,0	161,0	1,5
FL094	180,0	154,0	174,0	1,5
FL095	184,0	162,0	177,0	1,5
FL096	192,0	165,0	181,5	1,5
FL097	192,0	173,0	187,0	1,5
FL100	200,0	180,0	193,0	1,5
F100A	212,0	190,0	204,0	1,5

Codice flangia Flange code Bordscheiben-Code Code flasque Código brida	Dimensioni delle flange Flange dimensions Bordscheiben-Abmessungen Dimension de flasque Dimensiones de las bridas			
	Df	Dfi	Dfp	S
FL153	128,0	107,0	124,0	2,5
FL154	138,0	112,0	131,0	2,5
FL155	140,0	107,0	125,0	2,5
FL156	146,0	107,0	133,0	2,5
FL157	155,0	107,0	139,0	2,5
FL158	160,0	120,0	148,0	2,5
FL159	170,0	120,0	153,0	2,5
FL160	154,0	122,0	142,0	2,5
FL161	184,0	135,0	168,0	2,5
FL162	188,0	150,0	176,0	2,5
FL163	198,0	150,0	180,0	2,5
FL164	205,0	160,0	189,0	2,5
FL165	212,0	162,0	200,0	2,5
FL166	160,0	130,0	150,0	2,5
FL167	227,0	176,0	210,0	2,5
FL168	168,0	135,0	162,0	2,5
F168A	180,0	126,0	165,0	2,5
FL169	240,0	192,0	224,0	2,5
FL170	256,0	220,0	240,0	2,5
FL171	160,0	136,0	150,0	2,5
FL172	183,0	145,0	170,0	2,5
FL173	267,0	220,0	240,0	2,5
FL174	188,0	160,0	177,0	2,5
FL175	211,0	173,0	198,0	2,5
FL177	297,0	249,0	280,0	2,5
FL178	290,0	230,0	260,0	2,5
FL180	226,0	190,0	214,0	2,5
F180A	226,0	,0185	208,0	2,5
FL182	256,0	,0225	247,0	2,5
F182A	265,0	,0205	230,0	2,5
FL184	296,0	260,0	287,0	2,5

Informazioni tecniche Technical information Technische Informationen Informations techniques Información técnica

Materiale S235JR
Material S235JR
Werkstoff S235JR
Matière S235JR
Material S235JR

Sbavate e senza difetti sulla superficie
Deburred and without defect on surface

Entgratet und mit
mängelfreier Oberfläche

Ébavurées et sans défaut sur la surface
Desbarbado y sin defecto en la superficie